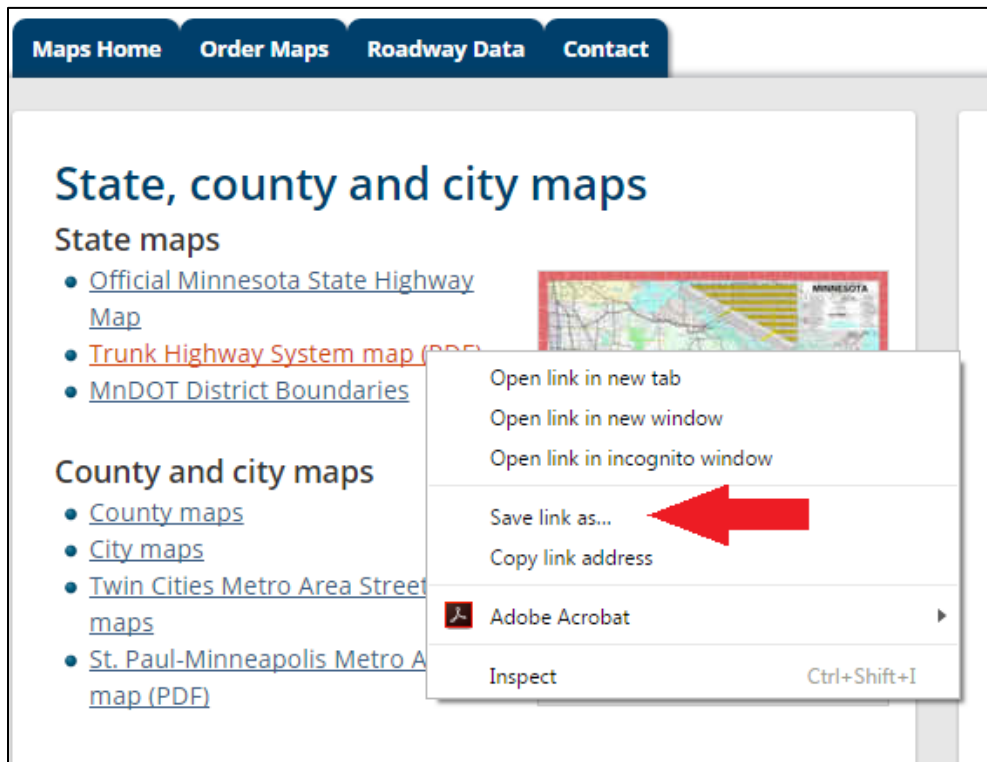


How to download PDF maps (2 options)

1. From direct PDF link

- a. With a direct link to a PDF map, right-click & 'Save link as...'




- b. Check that 'Save as type:' drop-down says "Adobe Acrobat Document" and name map under 'File name:'. Navigate to folder directory where you want to save PDF and click 'Save'.

2. From PDF in browser

Using Google Chrome

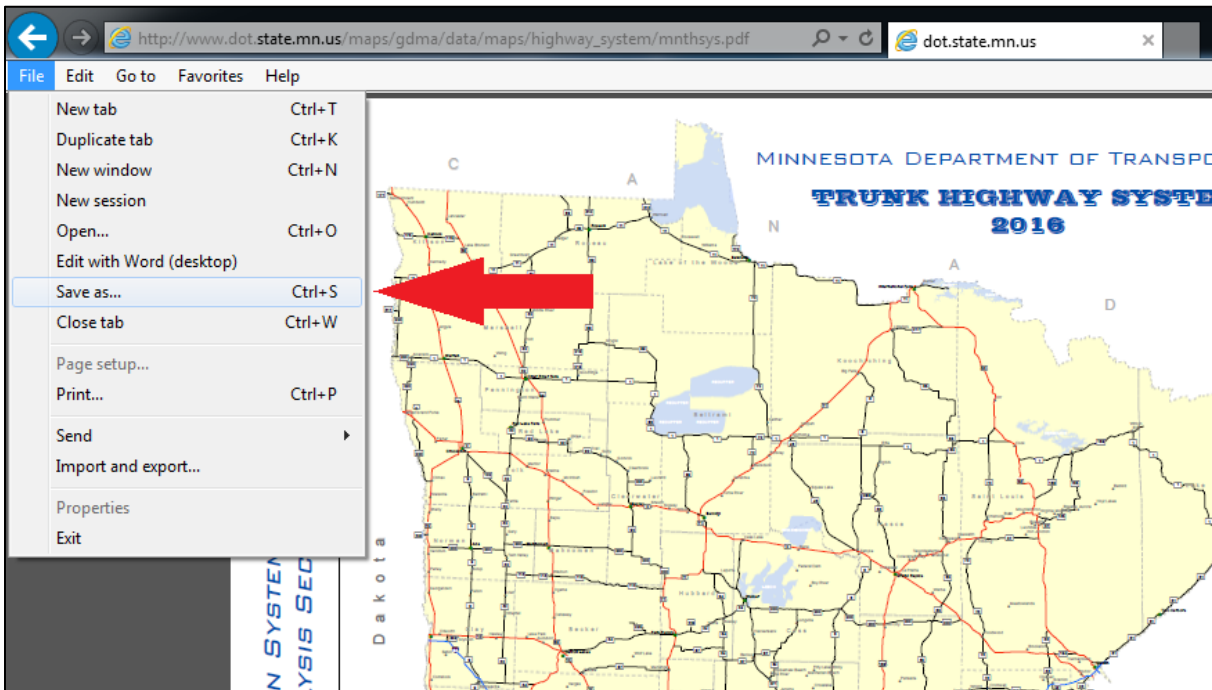
- a. Hover over the top of the map (below the web address bar) and a black ribbon will appear. Click the icon with the white arrow pointing down.



- b. Check that 'Save as type:' drop-down says "Adobe Acrobat Document" and name map under 'File name:'. Navigate to folder directory where you want to save PDF and click 'Save'.

Using Internet Explorer

- On the top Menu bar, click 'File', 'Save as...'



- Check that 'Save as type:' drop-down says "Adobe Acrobat Document" and name map under 'File name:'. Navigate to folder directory where you want to save PDF and click 'Save'.

OR

- Hover over the bottom of the PDF to show the toolbar. Click the disk icon on the far left.



- Check that 'Save as type:' drop-down says "Adobe Acrobat Document" and name map under 'File name:'. Navigate to folder directory where you want to save PDF and click 'Save'.