



# Turning Movement Count

SRF Consulting Group

3701 Wayzata Blvd, Suite 100, Minneapolis, MN 55416

Intersection: I-35 & CSAH 46 (162nd Street) East Ramp

Date: 10/2/2024

Start Time	162nd Street EB					W Leg Peds	162nd Street WB				E Leg Peds	-				S Leg Peds	I-35 East Ramp SB				N Leg Peds	15 min Veh. Total	15 min Ped Total
	U	L	T	R	U		L	T	R	U		L	T	R	U		L	T	R	U			
6:00	-	37	42	-	-	-	-	56	172	-	-	-	-	-	-	-	-	26	-	1	-	334	-
6:15	-	28	69	-	-	-	-	75	188	-	-	-	-	-	-	-	-	23	-	5	-	388	-
6:30	-	37	93	-	-	-	-	83	282	-	-	-	-	-	-	-	-	47	-	4	-	546	-
6:45	-	43	114	-	-	-	-	112	250	-	-	-	-	-	-	-	-	51	-	6	-	576	-
7:00	-	64	98	-	-	-	-	96	304	-	-	-	-	-	-	-	-	32	-	5	-	599	-
7:15	1	77	122	-	-	-	-	116	363	-	-	-	-	-	-	-	-	30	-	5	-	714	-
7:30	-	68	139	-	-	-	-	168	385	-	-	-	-	-	-	-	-	20	-	1	-	781	-
7:45	-	45	152	-	-	-	-	149	358	-	-	-	-	-	-	-	-	21	-	4	-	729	-
8:00	-	49	132	-	-	-	-	128	319	-	-	-	-	-	-	-	-	23	-	4	-	655	-
8:15	-	40	179	-	-	-	-	107	260	-	-	-	-	-	-	-	-	40	-	6	1	632	1
8:30	-	37	173	-	-	-	-	105	275	-	-	-	-	-	-	-	-	51	-	7	1	648	1
8:45	-	39	156	-	-	-	-	105	244	-	-	-	-	-	-	-	-	54	-	4	-	602	-
9:00	1	35	144	-	-	-	-	82	214	-	-	-	-	-	-	-	-	42	-	3	1	521	1
9:15	-	35	185	-	-	-	-	94	239	-	-	-	-	-	-	-	-	61	-	8	-	622	-
9:30	-	37	162	-	-	-	-	91	182	-	-	-	-	-	-	-	-	44	-	1	-	517	-
9:45	-	45	181	-	-	-	-	99	147	-	-	-	-	-	-	-	2	46	-	7	1	527	1
10:00	-	26	141	-	-	-	-	90	164	-	-	-	-	-	-	-	-	28	-	3	-	452	-
10:15	1	19	131	-	-	-	-	83	137	-	-	-	-	-	-	-	-	42	-	4	-	417	-
10:30	-	25	152	-	-	-	-	64	147	-	-	-	-	-	-	-	1	43	-	9	-	441	-
10:45	-	16	161	-	-	-	-	110	144	-	-	-	-	-	-	-	-	45	-	3	-	479	-
11:00	-	30	161	-	-	-	-	87	142	-	-	-	-	-	-	-	-	29	-	4	-	453	-
11:15	-	27	139	-	-	-	-	93	152	-	-	-	-	-	-	-	-	53	-	6	-	470	-
11:30	-	30	169	-	-	-	-	105	156	-	-	-	-	-	-	-	-	35	-	3	-	498	-
11:45	-	28	158	-	-	-	-	89	154	-	-	-	-	-	-	-	-	40	-	6	-	475	-
12:00	-	20	210	-	-	-	-	108	129	-	-	-	-	-	-	-	-	36	-	2	1	505	1
12:15	-	29	185	-	-	-	-	98	135	-	-	-	-	-	-	-	-	45	-	7	-	499	-
12:30	-	24	184	-	-	-	-	119	155	-	-	-	-	-	-	-	-	28	-	6	1	516	1
12:45	-	20	173	-	-	-	-	83	135	-	-	-	-	-	-	-	-	27	-	-	1	438	1
13:00	-	23	183	-	-	-	-	69	137	-	-	-	-	-	-	-	-	39	-	3	1	454	1
13:15	-	20	196	-	-	-	-	77	146	-	-	-	-	-	-	-	-	39	-	5	-	483	-
13:30	-	22	213	-	-	-	-	98	143	-	-	-	-	-	-	-	-	50	-	4	-	530	-
13:45	-	19	199	-	-	-	-	97	132	-	-	-	-	-	-	-	-	38	-	5	-	490	-
14:00	-	27	192	-	-	-	-	99	130	-	-	-	-	-	-	-	-	43	-	5	-	496	-
14:15	-	23	205	-	-	-	-	104	156	-	-	-	-	-	-	-	-	44	-	7	-	539	-
14:30	-	24	229	-	-	-	-	115	144	-	-	-	-	-	-	-	-	44	-	8	-	564	-
14:45	1	27	323	-	-	1	-	113	138	-	-	-	-	-	-	-	-	46	-	14	-	663	-
15:00	-	31	301	-	-	-	-	126	181	-	-	-	-	-	-	-	-	42	-	5	2	686	2
15:15	-	40	307	-	-	-	-	139	159	-	-	-	-	-	-	-	-	46	-	12	-	703	-
15:30	1	26	288	-	-	-	-	118	153	-	-	-	-	-	-	-	-	48	-	13	-	647	-
15:45	-	37	343	-	-	-	-	134	158	-	-	-	-	-	-	-	-	64	-	8	-	744	-
16:00	1	38	365	-	-	-	-	111	154	-	-	-	-	-	-	-	-	48	-	7	-	724	-
16:15	-	27	409	-	-	-	-	148	178	-	-	-	-	-	-	-	-	68	-	13	-	843	-
16:30	-	37	421	-	-	-	-	127	143	-	-	-	-	-	-	-	-	58	-	8	-	794	-
16:45	1	30	380	-	-	-	-	153	158	-	-	-	-	-	-	-	-	65	-	8	2	795	2
17:00	-	32	369	-	-	-	-	151	179	-	-	-	-	-	-	-	-	51	-	11	-	793	-
17:15	-	48	377	-	-	-	-	166	187	-	-	-	-	-	-	-	-	68	-	6	-	852	-
17:30	-	34	336	-	-	-	-	146	170	-	-	-	-	-	-	-	-	52	-	13	-	751	-
17:45	-	25	350	-	-	-	-	147	170	-	-	-	-	-	-	-	-	64	-	10	-	766	-
18:00	1	43	304	-	-	-	-	143	145	-	-	-	-	-	-	-	-	49	-	5	-	690	-
18:15	-	27	277	-	-	-	-	142	160	-	-	-	-	-	-	-	-	51	-	11	-	668	-
18:30	-	22	205	-	-	-	-	136	159	-	-	-	-	-	-	-	-	54	-	6	-	582	-
18:45	-	24	192	-	-	-	-	94	128	-	-	-	-	-	-	-	-	29	-	6	-	473	-
<b>Total</b>	<b>8</b>	<b>1,716</b>	<b>11,069</b>	-	-	<b>1</b>	-	<b>5,748</b>	<b>9,640</b>	-	-	-	-	-	-	-	<b>3</b>	<b>2,262</b>	-	<b>317</b>	<b>12</b>	<b>30,764</b>	<b>12</b>
<b>Trucks</b>	-	1%	5%	-	-	-	-	2%	5%	-	-	-	-	-	-	-	-	4%	-	3%	-	4%	-



# Turning Movement Count

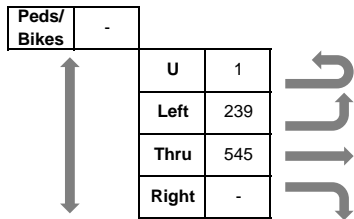
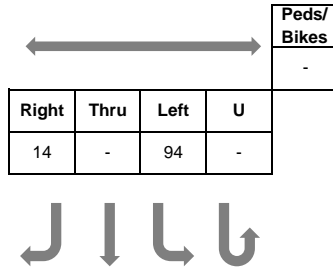
SRF Consulting Group

3701 Wayzata Blvd, Suite 100, Minneapolis, MN 55416

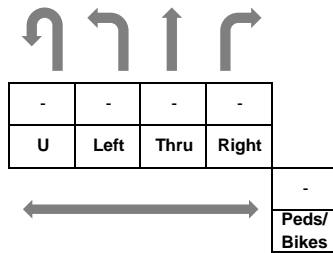
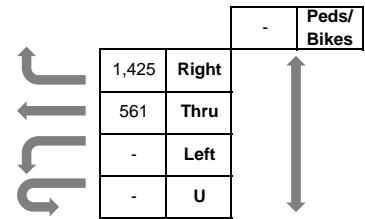
Intersection: I-35 & CSAH 46 (162nd Street) East Ramp

Date: 10/2/2024

Start Time	162nd Street EB					W Leg Peds	162nd Street WB				E Leg Peds	NB				S Leg Peds	I-35 East Ramp SB				N Leg Peds	15 min Veh. Total	15 min Ped Total
	U	L	T	R	U		L	T	R	U		L	T	R	U		L	T	R				
7:15	1	77	122	-	-	-	-	116	363	-	-	-	-	-	-	-	-	30	-	5	-	714	-
7:30	-	68	139	-	-	-	-	168	385	-	-	-	-	-	-	-	-	20	-	1	-	781	-
7:45	-	45	152	-	-	-	-	149	358	-	-	-	-	-	-	-	-	21	-	4	-	729	-
8:00	-	49	132	-	-	-	-	128	319	-	-	-	-	-	-	-	-	23	-	4	-	655	-
<b>Total</b>	<b>1</b>	<b>239</b>	<b>545</b>	-	-	-	-	<b>561</b>	<b>1,425</b>	-	-	-	-	-	-	-	-	<b>94</b>	-	<b>14</b>	-	<b>2,879</b>	-
<b>PHF</b>	0.25	0.78	0.90	-	-	-	-	0.83	0.93	-	-	-	-	-	-	-	-	0.78	-	0.70	-	0.92	-
<b>Trucks</b>	-	1%	9%	-	-	-	-	3%	3%	-	-	-	-	-	-	-	-	3%	-	-	-	4%	-



**AM Peak Hour**  
7:15 to 8:15  
**Total Vehicles: 2,879**



# Turning Movement Count

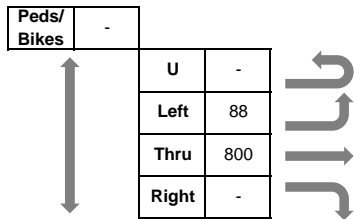
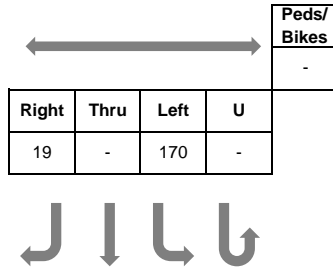
SRF Consulting Group

3701 Wayzata Blvd, Suite 100, Minneapolis, MN 55416

Intersection: I-35 & CSAH 46 (162nd Street) East Ramp

Date: 10/2/2024

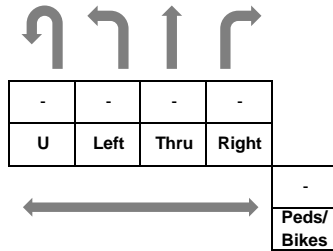
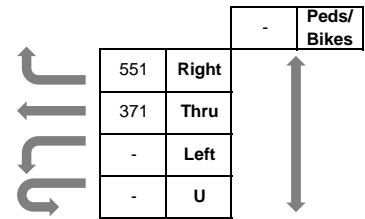
Start Time	162nd Street EB					W Leg Peds	162nd Street WB				E Leg Peds	NB				S Leg Peds	I-35 East Ramp SB				N Leg Peds	15 min Veh. Total	15 min Ped Total
	U	L	T	R	U		L	T	R	U		L	T	R	U		L	T	R				
13:15	-	20	196	-	-	-	-	77	146	-	-	-	-	-	-	-	39	-	5	-	483	-	
13:30	-	22	213	-	-	-	-	98	143	-	-	-	-	-	-	-	50	-	4	-	530	-	
13:45	-	19	199	-	-	-	-	97	132	-	-	-	-	-	-	-	38	-	5	-	490	-	
14:00	-	27	192	-	-	-	-	99	130	-	-	-	-	-	-	-	43	-	5	-	496	-	
<b>Total</b>	-	<b>88</b>	<b>800</b>	-	-	-	-	<b>371</b>	<b>551</b>	-	-	-	-	-	-	-	<b>170</b>	-	<b>19</b>	-	<b>1,999</b>	-	
<b>PHF</b>	-	0.81	0.94	-	-	-	-	0.94	0.94	-	-	-	-	-	-	-	0.85	-	0.95	-	0.94	-	
<b>Trucks</b>	-	1%	7%	-	-	-	-	4%	8%	-	-	-	-	-	-	-	6%	-	5%	-	6%	-	



**Midday Peak Hour**

**13:15 to 14:15**

**Total Vehicles: 1,999**



# Turning Movement Count

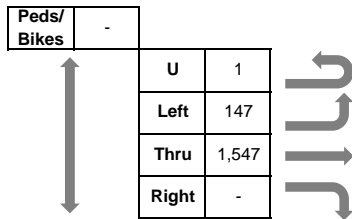
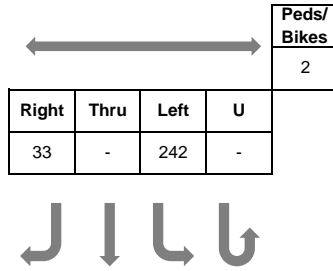
SRF Consulting Group

3701 Wayzata Blvd, Suite 100, Minneapolis, MN 55416

Intersection: I-35 & CSAH 46 (162nd Street) East Ramp

Date: 10/2/2024

Start Time	162nd Street EB					W Leg Peds	162nd Street WB				E Leg Peds	NB				S Leg Peds	I-35 East Ramp SB				N Leg Peds	15 min Veh. Total	15 min Ped Total
	U	L	T	R	U		L	T	R	U		L	T	R	U		L	T	R				
16:30	-	37	421	-	-	-	-	127	143	-	-	-	-	-	-	-	58	-	8	-	794	-	
16:45	1	30	380	-	-	-	-	153	158	-	-	-	-	-	-	-	65	-	8	2	795	2	
17:00	-	32	369	-	-	-	-	151	179	-	-	-	-	-	-	-	51	-	11	-	793	-	
17:15	-	48	377	-	-	-	-	166	187	-	-	-	-	-	-	-	68	-	6	-	852	-	
<b>Total</b>	<b>1</b>	<b>147</b>	<b>1,547</b>	-	-	-	-	<b>597</b>	<b>667</b>	-	-	-	-	-	-	-	<b>242</b>	-	<b>33</b>	<b>2</b>	<b>3,234</b>	<b>2</b>	
<b>PHF</b>	0.25	0.77	0.92	-	-	-	-	0.90	0.89	-	-	-	-	-	-	-	0.89	-	0.75	-	0.95	-	
<b>Trucks</b>	-	1%	1%	-	-	-	-	1%	3%	-	-	-	-	-	-	-	1%	-	6%	-	1%	-	



**PM Peak Hour**

**16:30 to 17:30**

**Total Vehicles: 3,234**

