



Turning Movement Count

SRF Consulting Group

3701 Wayzata Blvd, Suite 100, Minneapolis, MN 55416

Intersection: CSAH 50 (Kenwood Trail) & Kenrick Avenue

Date: 11/9/2024

Start Time	Kenrick Avenue EB					W Leg Peds	Kenrick Avenue WB				E Leg Peds	CSAH 50 NB				S Leg Peds	CSAH 50 SB				N Leg Peds	15 min Veh. Total	15 min Ped Total
	U	L	T	R	U		L	T	R	U		L	T	R	U		L	T	R				
5:00	-	-	-	-	-	-	-	1	-	2	-	-	1	14	1	-	-	-	9	1	-	29	-
5:15	-	1	-	-	-	-	-	1	-	3	-	-	2	14	-	-	-	1	9	-	-	31	-
5:30	-	1	-	-	-	-	-	2	-	7	-	-	1	20	2	-	1	2	13	-	-	49	-
5:45	-	-	-	-	-	-	-	-	1	4	-	-	2	20	3	-	-	3	7	-	-	40	-
6:00	-	-	-	1	-	-	-	2	-	12	-	1	-	29	1	-	-	3	13	-	-	62	-
6:15	-	-	-	-	-	-	-	1	1	11	-	1	-	56	2	-	-	3	14	2	-	91	-
6:30	-	2	-	-	-	-	-	2	-	4	-	-	2	48	4	-	-	6	19	2	-	89	-
6:45	-	-	-	-	-	-	-	4	4	7	-	2	5	55	4	-	-	2	21	4	-	108	-
7:00	-	-	-	-	-	-	-	8	10	4	-	2	2	57	3	-	-	1	25	5	-	117	-
7:15	-	-	2	-	-	-	-	11	8	11	-	4	8	75	6	-	1	6	32	9	-	173	-
7:30	-	1	2	1	-	-	-	8	3	16	-	-	4	79	3	-	-	6	48	7	-	178	-
7:45	-	3	2	-	-	-	-	7	5	11	-	1	10	93	9	-	-	8	49	13	-	211	-
8:00	-	5	6	2	-	-	-	11	5	11	-	2	3	79	11	-	-	14	43	6	-	198	-
8:15	-	1	2	-	-	-	-	14	2	19	-	3	15	99	11	-	-	17	42	9	-	234	-
8:30	-	13	14	4	-	-	-	14	5	29	-	3	14	110	8	-	1	20	48	8	-	291	-
8:45	-	5	8	3	-	-	1	35	14	23	-	10	13	108	14	-	1	21	82	12	-	350	-
9:00	-	8	9	2	-	-	-	17	6	35	-	1	3	105	13	-	-	23	61	11	-	294	-
9:15	-	10	12	5	-	-	-	19	9	34	-	-	4	138	18	-	2	30	88	12	-	381	-
9:30	-	7	14	2	1	-	1	27	12	39	-	4	9	136	20	-	5	29	86	25	-	416	1
9:45	-	15	3	6	-	-	-	29	20	42	-	2	26	190	24	-	2	33	77	26	-	495	-
10:00	-	10	7	6	-	-	1	20	17	32	-	3	18	131	19	-	2	20	67	22	-	375	-
10:15	-	9	11	8	-	-	-	18	10	40	-	6	15	147	21	-	4	31	106	13	-	439	-
10:30	-	18	15	7	-	-	1	25	21	29	-	4	20	175	21	-	1	47	103	21	-	508	-
10:45	-	19	15	10	-	-	3	31	22	32	-	6	28	174	17	-	2	33	101	30	-	523	-
11:00	-	25	13	12	-	-	-	32	22	39	-	1	22	156	25	-	2	37	100	22	-	508	-
11:15	-	34	17	13	-	-	-	24	16	45	-	4	31	180	22	-	3	33	82	37	-	541	-
11:30	-	28	17	11	1	-	1	29	18	41	-	3	19	150	14	-	1	37	101	20	-	490	1
11:45	-	33	16	12	-	-	1	32	25	35	-	3	38	151	22	-	3	45	121	35	-	572	-
12:00	-	42	16	17	1	-	-	32	14	29	-	6	23	161	22	-	-	37	106	30	-	535	1
12:15	-	28	19	13	-	-	-	30	8	31	-	1	26	180	24	-	5	40	107	29	-	541	-
12:30	-	25	20	19	-	-	-	42	10	44	-	1	25	130	14	1	4	29	110	27	-	500	1
12:45	-	30	19	5	-	-	-	31	24	26	-	1	30	153	22	-	-	34	134	32	-	541	-
13:00	-	30	17	25	-	-	-	19	21	30	-	5	26	167	30	-	1	32	108	29	-	540	-
13:15	1	33	20	14	-	-	-	32	13	25	-	2	33	162	24	-	1	44	170	25	-	599	-
13:30	-	28	21	12	-	-	-	32	15	38	-	-	14	151	21	-	-	38	94	28	-	492	-
13:45	-	28	20	6	-	-	-	32	12	32	-	1	17	134	11	-	1	50	137	25	-	506	-
14:00	-	28	15	10	-	-	-	22	9	31	-	3	25	148	19	-	1	34	132	19	-	496	-
14:15	-	34	21	10	-	-	-	30	15	26	-	1	26	153	19	-	-	39	129	30	-	533	-
14:30	-	24	20	10	1	-	-	28	14	32	-	3	11	158	16	-	1	50	138	20	-	525	1
14:45	-	31	7	8	1	-	-	31	20	31	-	6	12	117	8	-	1	39	177	25	-	513	1
15:00	-	28	19	7	-	-	-	17	10	28	-	1	23	140	17	-	2	34	150	16	-	492	-
15:15	-	18	10	5	-	-	-	30	11	36	-	1	20	148	16	1	-	33	138	21	-	487	1
15:30	-	19	19	11	-	-	-	33	11	42	-	1	25	153	22	-	-	35	112	14	-	497	-
15:45	-	14	20	12	-	-	-	27	12	29	-	3	13	116	17	-	3	38	127	23	-	454	-
16:00	-	18	14	11	-	-	1	31	16	38	-	4	13	150	16	1	2	36	139	18	-	507	1
16:15	-	21	12	9	-	-	1	19	11	29	2	2	14	137	13	-	2	40	148	17	-	475	2
16:30	-	19	10	7	-	-	1	33	9	35	-	3	14	146	18	-	1	27	123	20	-	466	-
16:45	-	26	9	14	-	-	1	35	20	29	-	5	17	155	13	-	2	33	165	28	-	552	-
17:00	-	24	15	9	-	-	-	24	13	34	-	5	14	129	14	-	2	23	121	17	-	444	-
17:15	-	17	14	15	-	-	1	31	15	17	-	9	23	116	10	-	-	18	146	16	-	448	-
17:30	-	14	15	3	-	-	-	30	13	29	-	7	17	131	15	-	2	31	137	25	-	469	-
17:45	-	15	19	12	-	-	-	29	18	31	-	8	21	107	6	-	3	23	133	17	-	442	-
18:00	-	16	14	6	-	-	-	26	9	25	-	3	18	110	6	-	-	14	119	14	-	380	-
18:15	-	13	14	14	-	-	-	30	-	4	-	6	17	124	16	-	1	3	136	13	-	391	-
18:30	-	11	12	10	-	-	-	23	2	3	-	2	12	93	11	-	1	9	114	15	-	318	-
18:45	-	10	6	8	-	-	-	12	3	13	-	4	7	80	10	-	-	2	101	18	-	274	-
19:00	-	18	8	9	-	-	-	15	3	15	-	2	13	86	6	-	1	9	84	10	-	279	-
19:15	-	13	10	5	-	-	-	16	7	19	-	4	14	79	7	-	2	12	85	11	-	284	-
19:30	-	12	6	9	-	-	-	15	7	20	-	3	6	70	11	-	2	15	84	5	-	265	-
19:45	-	10	8	8	-	-	-	13	5	12	-	-	4	53	7	-	2	18	78	3	-	221	-
20:00	-	5	1	3	-	-	-	11	1	9	-	3	15	63	8	-	3	11	69	5	-	207	-
20:15	-	3	8	1	-	-	-	12	-	7	-	1	5	64	2	-	1	15	73	3	-	195	-
20:30	-	7	5	5	-	-	-	12	4	13	-	2	2	83	8	-	1	12	59	6	-	219	-
20:45	-	4	7	-	-	-	-	12	6	7	-	2	2	51	2	-	1	10	56	3	-	163	-
21:00	-	3	2	2	-	-	-	12	2	12	-	1	1	49	6	-	1	3	61	13	-	168	-
21:15	-	3	2	4	-	-	-	8	1	7	-	1	2	45	5	-	3	7	58	5	-	151	-
21:30	-	5	3	3	-	-	-	5	1	10	-	3	4	43	5	-	1	8	55	5	-	151	-
21:45	-	2	1	2	-	-	-	5	-	4	-	-	1	52	2	-	2	10	46	1	-	128	-
22:00	-	3	1	2	-	-	-	5	2	5	-	2	-	63	4	-	-	8	48	-	-	143	-
22:15	-	4	-	1	-	-	-	5	-	4	-	-	2	54	3	-	2	10	50	1	-	136	-
22:30	-	-	1	-	-	-	-	5	-	4	-	-	1	47	3	-	-	9	49	-	-	119	-
22:45	-	2	4	3	-	-	-	3	4	2	-	-	2	29	8	-	-	7	32	-	-	96	-
Total	1	986	689	464	5	14	1,369	647	1,564	2	184	925	7,569	855	3	89	1,540	6,205	1,034	-	24,135	10	
Trucks	-	0%	0%	0%	-	-	0%	0%	1%	-	-	0%	0%	0%	-	-	0%	0%	0%	-	-	0%	-



Turning Movement Count

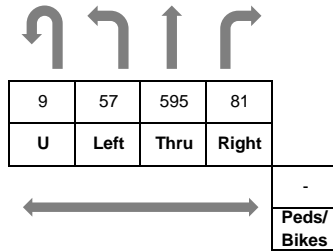
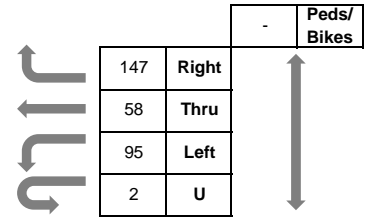
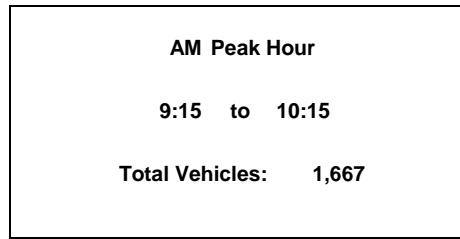
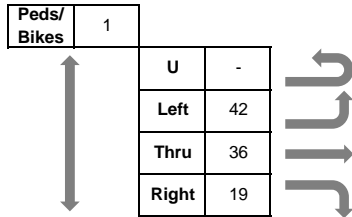
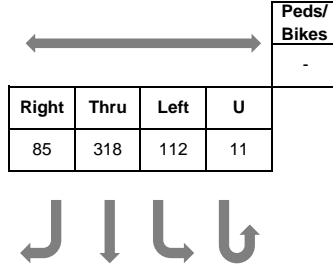
SRF Consulting Group

3701 Wayzata Blvd, Suite 100, Minneapolis, MN 55416

Intersection: CSAH 50 (Kenwood Trail) & Kenrick Avenue

Date: 11/9/2024

Start Time	Kenrick Avenue EB					W Leg Peds	Kenrick Avenue WB				E Leg Peds	CSAH 50 NB				S Leg Peds	CSAH 50 SB				N Leg Peds	15 min Veh. Total	15 min Ped Total
	U	L	T	R	U		L	T	R	U		L	T	R	U		L	T	R				
9:15	-	10	12	5	-	-	19	9	34	-	-	4	138	18	-	2	30	88	12	-	381	-	
9:30	-	7	14	2	1	1	27	12	39	-	4	9	136	20	-	5	29	86	25	-	416	1	
9:45	-	15	3	6	-	-	29	20	42	-	2	26	190	24	-	2	33	77	26	-	495	-	
10:00	-	10	7	6	-	1	20	17	32	-	3	18	131	19	-	2	20	67	22	-	375	-	
Total	-	42	36	19	1	2	95	58	147	-	9	57	595	81	-	11	112	318	85	-	1,667	1	
PHF	-	0.70	0.64	0.79		0.50	0.82	0.73	0.88		0.56	0.55	0.78	0.84		0.55	0.85	0.90	0.82		0.84		
Trucks	-	-	3%	5%		-	1%	-	1%		-	4%	1%	-		-	1%	1%	-		1%		





Turning Movement Count

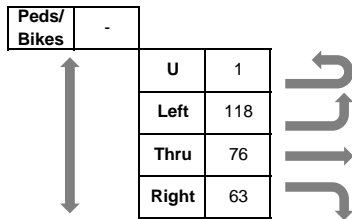
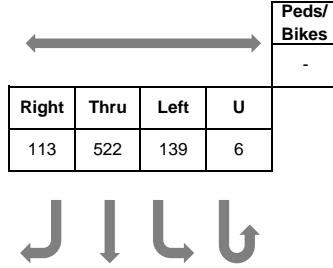
SRF Consulting Group

3701 Wayzata Blvd, Suite 100, Minneapolis, MN 55416

Intersection: CSAH 50 (Kenwood Trail) & Kenrick Avenue

Date: 11/9/2024

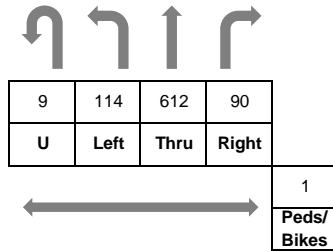
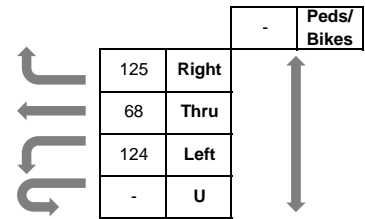
Start Time	Kenrick Avenue EB					W Leg Peds	Kenrick Avenue WB				E Leg Peds	CSAH 50 NB				S Leg Peds	CSAH 50 SB				N Leg Peds	15 min Veh. Total	15 min Ped Total
	U	L	T	R	U		L	T	R	U		L	T	R	U		L	T	R				
12:30	-	25	20	19	-	-	42	10	44	-	1	25	130	14	1	4	29	110	27	-	500	1	
12:45	-	30	19	5	-	-	31	24	26	-	1	30	153	22	-	-	34	134	32	-	541	-	
13:00	-	30	17	25	-	-	19	21	30	-	5	26	167	30	-	1	32	108	29	-	540	-	
13:15	1	33	20	14	-	-	32	13	25	-	2	33	162	24	-	1	44	170	25	-	599	-	
Total	1	118	76	63	-	-	124	68	125	-	9	114	612	90	1	6	139	522	113	-	2,180	1	
PHF	0.25	0.89	0.95	0.63	-	-	0.74	0.71	0.71	-	0.45	0.86	0.92	0.75	-	0.38	0.79	0.77	0.88	-	0.91	-	
Trucks	-	-	-	-	-	-	1%	-	2%	-	-	-	0%	-	-	-	-	0%	-	-	0%	-	



Midday Peak Hour

12:30 to 13:30

Total Vehicles: 2,180





Turning Movement Count

SRF Consulting Group

3701 Wayzata Blvd, Suite 100, Minneapolis, MN 55416

Intersection: CSAH 50 (Kenwood Trail) & Kenrick Avenue

Date: 11/9/2024

Start Time	Kenrick Avenue EB					W Leg Peds	Kenrick Avenue WB					E Leg Peds	CSAH 50 NB					S Leg Peds	CSAH 50 SB					N Leg Peds	15 min Veh. Total	15 min Ped Total
	U	L	T	R	U		L	T	R	U	L		T	R	U	L	T		R	U	L	T	R			
14:00	-	28	15	10	-	-	-	22	9	31	-	3	25	148	19	-	1	34	132	19	-	496	-			
14:15	-	34	21	10	-	-	-	30	15	26	-	1	26	153	19	-	-	39	129	30	-	533	-			
14:30	-	24	20	10	1	-	-	28	14	32	-	3	11	158	16	-	1	50	138	20	-	525	1			
14:45	-	31	7	8	1	-	-	31	20	31	-	6	12	117	8	-	1	39	177	25	-	513	1			
Total	-	117	63	38	2	-	-	111	58	120	-	13	74	576	62	-	3	162	576	94	-	2,067	2			
PHF	-	0.86	0.75	0.95		-	-	0.90	0.73	0.94		0.54	0.71	0.91	0.82		0.75	0.81	0.81	0.78		0.97				
Trucks	-	-	-	-		-	-	-	-	-		-	-	0%	-		-	1%	-	-		0%				

