

# MINNESOTA DEPARTMENT of TRANSPORTATION

Metro District Traffic Engineering

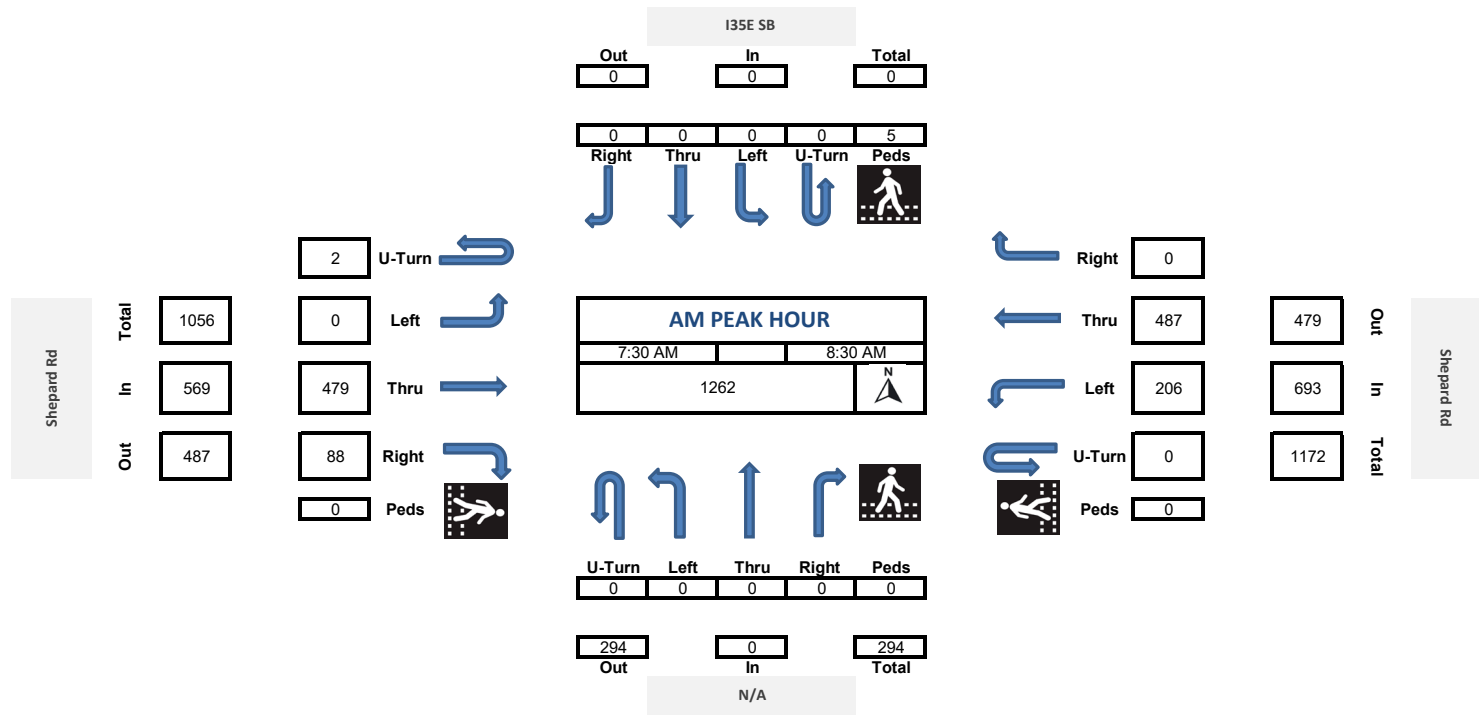
Program Support

## METRO TRAFFIC DATA COLLECTION UNIT

### TURN MOVEMENT COUNTS






Intersection: I35E at Shepard Rd (W.Ramp)_2023																										
City: St Paul																										
County:																										
Ref.Pt.:																										
Start Date: 11/14/2023																										
Road Name	I35E SB						Shepard Rd						N/A						Shepard Rd							
Direction	South Bound						West Bound						North Bound						East Bound						Int. Total	Peds Total
Start Time	U Turns	Left Turns	Straight Through	Right Turns	EB Ped Crossings	WB Ped Crossings	U Turns	Left Turns	Straight Through	Right Turns	NB Ped Crossings	SB Ped Crossings	U Turns	Left Turns	Straight Through	Right Turns	EB Ped Crossings	WB Ped Crossings	U Turns	Left Turns	Straight Through	Right Turns	NB Ped Crossings	SB Ped Crossings		
6:00 AM	0	0	0	0	0	0	0	16	40	0	0	0	0	0	0	0	0	0	0	0	15	12	0	0	83	0
6:15 AM	0	0	0	0	0	0	0	18	53	0	0	0	0	0	0	0	0	0	0	0	25	10	0	0	106	0
6:30 AM	0	0	0	0	0	0	0	26	45	0	0	0	0	0	0	0	0	0	0	0	35	13	0	0	119	0
6:45 AM	0	0	0	0	0	0	0	34	71	0	0	0	0	0	0	0	0	0	0	1	46	17	0	0	169	0
Hourly Total	0	0	0	0	0	0	0	94	209	0	0	0	0	0	0	0	0	0	0	1	121	52	0	0	477	0
7:00 AM	0	0	0	0	0	0	0	33	78	0	0	0	0	0	0	0	0	0	0	2	49	17	0	0	179	0
7:15 AM	0	0	0	0	0	0	0	51	108	0	0	0	0	0	0	0	0	0	0	1	77	23	0	0	260	0
7:30 AM	0	0	0	0	0	2	0	57	96	0	0	0	0	0	0	0	0	0	0	0	105	27	0	0	285	0
7:45 AM	0	0	0	0	0	1	0	53	119	0	0	0	0	0	0	0	0	0	0	1	139	28	0	0	340	1
Hourly Total	0	0	0	0	2	1	0	194	401	0	0	0	0	0	0	0	0	0	0	4	370	95	0	0	1064	1
8:00 AM	0	0	0	0	0	0	0	43	136	0	0	0	0	0	0	0	0	0	0	0	119	13	0	0	311	0
8:15 AM	0	0	0	0	2	0	0	53	136	0	0	0	0	0	0	0	0	0	0	1	116	20	0	0	326	0
8:30 AM	0	0	0	0	0	0	0	51	81	0	0	0	0	0	0	0	0	0	0	2	113	22	0	0	269	0
8:45 AM	0	0	0	0	0	0	0	38	91	0	0	0	0	0	0	0	0	0	0	3	92	26	0	0	250	0
Hourly Total	0	0	0	0	2	0	0	185	444	0	0	0	0	0	0	0	0	0	0	6	440	81	0	0	1156	0
9:00 AM	0	0	0	0	0	0	0	40	50	0	0	0	0	0	0	0	0	0	0	2	72	14	0	0	178	0
9:15 AM	0	0	0	0	2	0	0	25	57	0	0	0	0	0	0	0	0	0	0	1	70	17	0	0	170	0
9:30 AM	0	0	0	0	0	0	0	28	58	0	0	0	0	0	0	0	0	0	0	2	58	16	0	0	162	0
9:45 AM	0	0	0	0	1	1	0	33	58	0	0	0	0	0	0	0	0	0	0	1	49	17	0	0	158	1
Hourly Total	0	0	0	0	3	1	0	126	223	0	0	0	0	0	0	0	0	0	0	6	249	64	0	0	668	1
10:00 AM	0	0	0	0	0	0	0	24	54	0	0	0	0	0	0	0	0	0	0	3	41	14	0	0	136	0
10:15 AM	0	0	0	0	0	0	0	21	55	0	0	0	0	0	0	0	0	0	0	1	32	11	0	0	120	0
10:30 AM	0	0	0	0	1	0	0	22	58	0	0	0	0	0	0	0	0	0	0	2	26	17	0	0	125	0
10:45 AM	0	0	0	0	0	0	0	17	58	0	0	0	0	0	0	0	0	0	0	0	23	23	0	0	121	0
Hourly Total	0	0	0	0	1	0	0	84	225	0	0	0	0	0	0	0	0	0	0	6	122	65	0	0	502	0
11:00 AM	0	0	0	0	1	1	0	17	67	0	0	0	0	0	0	0	0	0	0	2	32	18	0	0	136	1
11:15 AM	0	0	0	0	0	0	0	33	51	0	0	0	0	0	0	0	0	0	0	1	42	14	0	0	141	0
11:30 AM	0	0	0	0	0	0	0	32	61	0	0	0	0	0	0	0	0	0	0	1	39	23	0	0	156	0
11:45 AM	0	0	0	0	0	0	0	31	63	0	0	0	0	0	0	0	0	0	0	1	23	28	0	0	146	0
Hourly Total	0	0	0	0	1	1	0	113	242	0	0	0	0	0	0	0	0	0	0	5	136	83	0	0	579	1
12:00 PM	0	0	0	0	0	0	0	34	57	0	0	0	0	0	0	0	0	0	0	2	20	4	0	0	117	0
12:15 PM	0	0	0	0	1	0	0	28	72	0	0	0	0	0	0	0	0	0	0	1	2	0	0	0	103	0
12:30 PM	0	0	0	0	2	0	0	32	63	0	0	0	0	0	0	0	0	0	0	2	2	0	0	0	99	0
12:45 PM	0	0	0	0	0	0	0	22	66	0	0	0	0	0	0	0	0	0	0	5	19	7	0	0	119	0
Hourly Total	0	0	0	0	3	0	0	116	258	0	0	0	0	0	0	0	0	0	0	10	43	11	0	0	438	0
1:00 PM	0	0	0	0	0	0	0	33	57	0	0	0	0	0	0	0	0	0	0	0	26	21	0	0	137	0
1:15 PM	0	0	0	0	0	0	0	23	54	0	0	0	0	0	0	0	0	0	0	1	30	25	0	0	133	0
1:30 PM	0	0	0	0	0	0	0	30	65	0	0	0	0	0	0	0	0	0	0	1	33	28	0	0	157	0
1:45 PM	0	0	0	0	0	0	0	27	67	0	0	0	0	0	0	0	0	0	0	0	50	23	0	0	167	0
Hourly Total	0	0	0	0	0	0	0	113	243	0	0	0	0	0	0	0	0	0	0	2	139	97	0	0	594	0
2:00 PM	0	0	0	0	1	0	0	34	59	0	0	0	0	0	0	0	0	0	0	0	51	26	0	0	170	0
2:15 PM	0	0	0	0	1	0	0	41	62	0	0	0	0	0	0	0	0	0	0	0	55	30	0	0	188	0
2:30 PM	0	0	0	0	0	0	0	57	86	0	0	0	0	0	0	0	0	0	0	0	50	32	0	0	225	0
2:45 PM	0	0	0	0	0	0	0	42	96	0	0	0	0	0	0	0	0	0	0	0	57	22	0	0	217	0
Hourly Total	0	0	0	0	2	0	0	174	303	0	0	0	0	0	0	0	0	0	0	0	213	110	0	0	800	0
3:00 PM	0	0	0	0	0	0	0	53	79	0	0	0	0	0	0	0	0	0	0	0	59	29	0	0	220	0

3:15 PM	0	0	0	0	0	0	0	66	116	0	0	0	0	0	0	0	0	0	66	20	0	0	268	0
3:30 PM	0	0	0	0	0	2	0	59	103	0	0	0	0	0	0	0	0	0	75	45	0	0	282	2
3:45 PM	0	0	0	0	0	1	0	89	118	0	0	0	0	0	0	0	0	0	72	38	0	0	317	0
Hourly Total	0	0	0	0	1	2	0	267	416	0	0	0	0	0	0	0	0	0	272	132	0	0	1087	2
4:00 PM	0	0	0	0	0	0	0	98	133	0	0	0	0	0	0	0	0	1	100	46	0	0	378	0
4:15 PM	0	0	0	0	0	0	0	109	155	0	0	0	0	0	0	0	0	0	81	46	0	0	391	0
4:30 PM	0	0	0	0	0	3	0	97	167	0	0	0	0	0	0	0	0	0	78	37	0	0	379	3
4:45 PM	0	0	0	0	0	1	0	113	184	0	0	0	0	0	0	0	0	0	102	48	0	0	447	0
Hourly Total	0	0	0	0	1	3	0	417	639	0	0	0	0	0	0	0	0	1	361	177	0	0	1595	3
5:00 PM	0	0	0	0	1	0	0	99	203	0	0	0	0	0	0	0	1	105	40	0	0	448	0	
5:15 PM	0	0	0	0	0	0	0	93	168	0	0	0	0	0	0	0	1	115	35	0	0	412	0	
5:30 PM	0	0	0	0	0	0	0	63	133	0	0	0	0	0	0	0	0	81	42	0	0	319	0	
5:45 PM	0	0	0	0	1	0	0	48	107	0	0	0	0	0	0	0	1	85	24	0	0	265	0	
Hourly Total	0	0	0	0	2	0	0	303	611	0	0	0	0	0	0	0	3	386	141	0	0	1444	0	
TOTAL	0	0	0	0	18	8	0	2186	4214	0	0	0	0	0	0	0	44	2852	1108	0	0	10404	26	
Cars+	0	0	0	0			0	2117	4093	0			0	0	0	0	13	0	2797	1064				
Trucks	0	0	0	0			0	69	121	0			0	0	0	0	31	0	55	44				320
% Trucks	0.0	0.0	0.0	0.0			0.0	3.2	2.9	0.0			0.0	0.0	0.0	0.0	70.5	0.0	1.9	4.0				3.1









Shepard Rd

Total	1284
In	562
Out	722

2	U-Turn	
0	Left	
400	Thru	
160	Right	
0	Peds	

I35E SB		
Out	In	Total
0	0	0






0	0	0	0	5
Right	Thru	Left	U-Turn	Peds
				

PM PEAK HOUR		
4:30 PM		5:30 PM
1686		

				
U-Turn	Left	Thru	Right	Peds
0	0	0	0	0

562	0	562
Out	In	Total

N/A

	Right	0
	Thru	722
	Left	402
	U-Turn	0
	Peds	0

Out	400
In	1124
Total	1524

Shepard Rd