

# MINNESOTA DEPARTMENT of TRANSPORTATION

Metro District Traffic Engineering

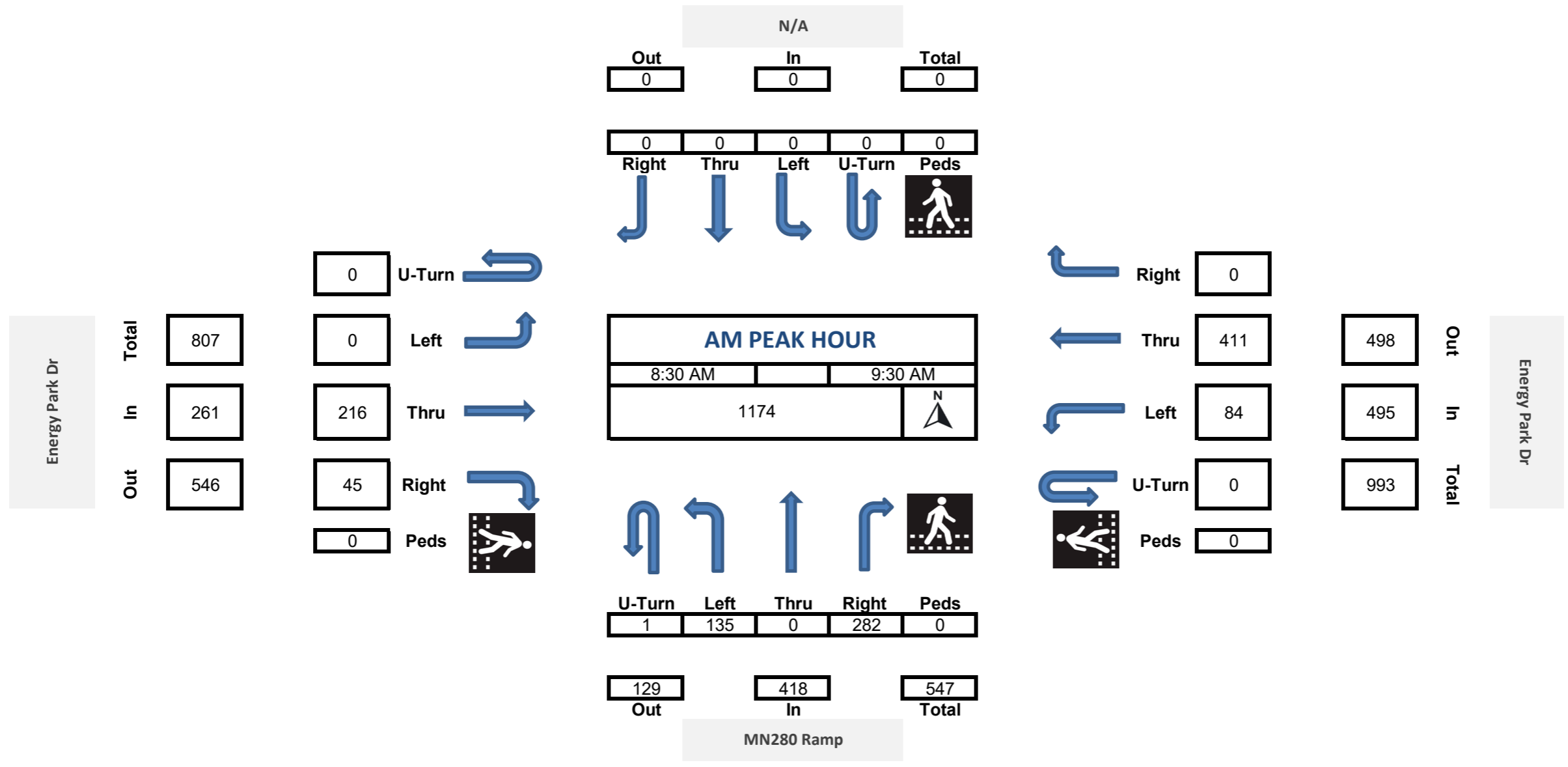
## METRO TRAFFIC DATA COLLECTION UNIT

Program Support

### TURN MOVEMENT COUNTS






Intersection: MN280 at Energy Park Dr (E.Ramp)_2023																										
City: St Paul																										
County:																										
Ref.Pt.:																										
Start Date: 10/31/2023																										
Road Name	N/A						Energy Park Dr						MN280 Ramp						Energy Park Dr							
Direction	South Bound						West Bound						North Bound						East Bound							
Start Time	U Turns	Left Turns	Straight Through	Right Turns	EB Ped Crossings	WB Ped Crossings	U Turns	Left Turns	Straight Through	Right Turns	NB Ped Crossings	SB Ped Crossings	U Turns	Left Turns	Straight Through	Right Turns	EB Ped Crossings	WB Ped Crossings	U Turns	Left Turns	Straight Through	Right Turns	NB Ped Crossings	SB Ped Crossings	Int. Total	Peds Total
6:00 AM	0	0	0	0	0	0	0	5	26	0	0	0	0	29	0	29	0	0	0	0	21	2	0	0	112	0
6:15 AM	0	0	0	0	0	0	0	5	23	0	0	0	0	32	0	27	0	0	0	0	21	3	0	0	111	0
6:30 AM	0	0	0	0	0	0	0	6	41	0	0	0	0	26	0	51	0	0	0	0	26	5	0	0	155	0
6:45 AM	0	0	0	0	0	0	0	25	43	0	0	0	0	35	0	44	0	0	0	0	21	9	0	0	177	0
Hourly Total	0	0	0	0	0	0	0	41	133	0	0	0	0	122	0	151	0	0	0	0	89	19	0	0	555	0
7:00 AM	0	0	0	0	0	0	0	19	39	0	0	0	0	42	0	63	0	0	0	0	34	10	0	0	207	0
7:15 AM	0	0	0	0	0	0	0	27	81	0	0	0	0	39	0	71	0	0	0	0	39	9	0	0	266	0
7:30 AM	0	0	0	0	0	0	0	19	90	0	0	0	0	31	0	74	0	0	0	0	39	12	0	0	265	0
7:45 AM	0	0	0	0	0	0	0	20	100	0	0	0	0	39	0	67	0	0	0	0	40	11	0	0	277	0
Hourly Total	0	0	0	0	0	0	0	85	310	0	0	0	0	151	0	275	0	0	0	0	152	42	0	0	1015	0
8:00 AM	0	0	0	0	0	0	0	32	95	0	0	0	0	41	0	58	0	0	0	0	56	8	0	0	290	0
8:15 AM	0	0	0	0	0	0	0	21	86	0	0	0	0	35	0	79	0	0	0	0	45	10	0	0	276	0
8:30 AM	0	0	0	0	0	0	0	15	98	0	0	0	0	29	0	80	0	0	0	0	51	9	0	0	282	0
8:45 AM	0	0	0	0	0	0	0	14	104	0	0	0	0	42	0	67	0	0	0	0	65	14	0	0	306	0
Hourly Total	0	0	0	0	0	0	0	82	383	0	0	0	0	147	0	284	0	0	0	0	217	41	0	0	1154	0
9:00 AM	0	0	0	0	0	0	0	18	95	0	0	0	0	39	0	80	0	0	0	0	56	9	0	0	297	0
9:15 AM	0	0	0	0	0	0	0	37	114	0	0	0	1	25	0	55	0	0	0	0	44	13	0	0	289	0
9:30 AM	0	0	0	0	0	0	0	29	99	0	0	0	0	37	0	52	0	0	0	0	35	8	0	0	260	0
9:45 AM	0	0	0	0	0	0	0	21	87	0	0	0	0	29	0	56	0	0	0	0	31	14	0	0	238	0
Hourly Total	0	0	0	0	0	0	0	105	395	0	0	0	1	130	0	243	0	0	0	0	166	44	0	0	1084	0
10:00 AM	0	0	0	0	0	0	0	17	59	0	0	0	2	36	0	69	0	0	0	0	31	17	0	0	231	0
10:15 AM	0	0	0	0	0	0	0	17	61	0	0	0	0	50	0	58	0	0	0	0	30	21	0	0	237	0
10:30 AM	0	0	0	0	0	0	0	24	51	0	0	0	0	26	0	60	0	0	0	0	23	12	0	0	196	0
10:45 AM	0	0	0	0	0	0	0	11	42	0	0	0	0	35	0	50	0	0	0	0	26	15	0	0	179	0
Hourly Total	0	0	0	0	0	0	0	69	213	0	0	0	2	147	0	237	0	0	0	0	110	65	0	0	843	0
11:00 AM	0	0	0	0	0	0	0	25	54	0	0	0	0	25	0	54	0	0	0	0	36	17	0	0	211	0
11:15 AM	0	0	0	0	0	0	0	29	55	0	0	0	0	17	0	49	0	0	0	0	23	24	0	0	197	0
11:30 AM	0	0	0	0	0	0	0	24	64	0	0	0	1	23	0	50	0	0	0	0	33	15	0	0	210	0
11:45 AM	0	0	0	0	0	0	0	23	78	0	0	0	0	29	0	64	0	0	0	0	42	20	0	0	256	0
Hourly Total	0	0	0	0	0	0	0	101	251	0	0	0	1	94	0	217	0	0	0	0	134	76	0	0	874	0
12:00 PM	0	0	0	0	0	0	0	33	67	0	0	0	0	22	0	49	0	0	0	0	41	16	0	0	228	0
12:15 PM	0	0	0	0	0	0	0	21	64	0	0	0	0	24	0	59	0	0	0	0	42	19	0	0	229	0
12:30 PM	0	0	0	0	0	0	0	27	81	0	0	0	0	29	0	56	0	0	0	0	40	22	0	0	255	0
12:45 PM	0	0	0	0	0	0	0	16	75	0	0	0	2	29	0	70	0	0	0	0	42	25	0	0	259	0
Hourly Total	0	0	0	0	0	0	0	97	287	0	0	0	2	104	0	234	0	0	0	0	165	82	0	0	971	0
1:00 PM	0	0	0	0	0	0	0	17	60	0	0	0	0	37	0	43	0	0	0	0	35	28	0	0	220	0
1:15 PM	0	0	0	0	0	0	0	18	59	0	0	0	0	29	0	62	0	0	0	0	29	18	0	0	215	0
1:30 PM	0	0	0	0	0	0	0	23	75	0	0	0	0	14	0	59	0	0	0	0	29	24	0	0	224	0
1:45 PM	0	0	0	0	0	0	0	22	54	0	0	0	1	26	0	77	0	0	0	0	55	36	0	0	271	0
Hourly Total	0	0	0	0	0	0	0	80	248	0	0	0	1	106	0	241	0	0	0	0	148	106	0	0	930	0
2:00 PM	0	0	0	0	0	0	0	35	63	0	0	0	0	16	0	62	0	0	0	0	47	34	0	0	257	0
2:15 PM	0	0	0	0	0	0	0	36	77	0	0	0	0	30	0	65	0	0	0	0	43	27	0	0	278	0
2:30 PM	0	0	0	0	0	0	0	48	81	0	0	0	0	23	0	57	0	0	0	0	35	24	0	0	268	0
2:45 PM	0	0	0	0	0	0	0	31	71	0	0	0	0	28	0	74	0	0	0	0	34	21	0	0	259	0
Hourly Total	0	0	0	0	0	0	0	150	292	0	0	0	0	97	0	258	0	0	0	0	159	106	0	0	1062	0
3:00 PM	0	0	0	0	0	0	0	26	79	0	0	0	0	24	0	55	0	0	0	0	40	64	0	0	288	0

3:15 PM	0	0	0	0	0	0	0	19	82	0	0	0	0	18	0	58	0	0	0	44	48	0	0	269	0
3:30 PM	0	0	0	0	0	0	0	55	107	0	0	0	0	37	0	54	0	0	0	44	66	0	0	363	0
3:45 PM	0	0	0	0	0	0	0	49	86	0	0	0	0	39	0	78	0	0	0	72	44	0	0	368	0
Hourly Total	0	0	0	0	0	0	0	149	354	0	0	0	0	118	0	245	0	0	0	200	222	0	0	1288	0
4:00 PM	0	0	0	0	0	0	0	53	113	0	0	0	0	44	0	79	0	0	0	79	75	0	0	443	0
4:15 PM	0	0	0	0	0	0	0	59	73	0	0	0	0	25	0	76	0	0	0	67	52	0	0	352	0
4:30 PM	0	0	0	0	0	0	0	47	97	0	0	0	0	31	0	75	0	0	0	76	55	0	0	381	0
4:45 PM	0	0	0	0	0	0	0	52	77	0	0	0	0	21	0	84	0	0	0	75	46	0	0	355	0
Hourly Total	0	0	0	0	0	0	0	211	360	0	0	0	0	121	0	314	0	0	0	297	228	0	0	1531	0
5:00 PM	0	0	0	0	0	0	0	39	71	0	0	0	0	13	0	84	0	0	0	74	41	0	0	322	0
5:15 PM	0	0	0	0	0	0	0	43	68	0	0	0	0	26	0	87	0	0	0	66	39	0	0	329	0
5:30 PM	0	0	0	0	0	0	0	28	71	0	0	0	0	23	0	59	0	0	0	55	29	0	0	265	0
5:45 PM	0	0	0	0	0	0	0	28	60	0	0	0	0	21	0	58	0	0	0	46	18	0	0	231	0
Hourly Total	0	0	0	0	0	0	0	138	270	0	0	0	0	83	0	288	0	0	0	241	127	0	0	1147	0
TOTAL	0	0	0	0	0	0	0	1308	3496	0	0	0	7	1420	0	2987	0	0	0	2078	1158	0	0	12454	0
Cars+	0	0	0	0	0	0	0	1137	3262	0	0	0	5	1267	0	2806	0	0	0	1872	1009	0	0	1096	0
Trucks	0	0	0	0	0	0	0	171	234	0	0	0	2	153	0	181	0	0	0	206	149	0	0	0	0
% Trucks	0.0	0.0	0.0	0.0	0.0	0.0	0.0	13.1	6.7	0.0	0.0	0.0	28.6	10.8	0.0	6.1	0.0	0.0	0.0	9.9	12.9	0.0	0.0	8.8	0.0
	0.0				8.4				7.6				11.0												









Energy Park Dr






Total	1028
In	520
Out	508

0	U-Turn	
0	Left	
294	Thru	
226	Right	
0	Peds	






N/A		
Out	In	Total
0	0	0

0	0	0	0	0
Right	Thru	Left	U-Turn	Peds
				

PM PEAK HOUR	
3:45 PM	4:45 PM
1544	
	

				
U-Turn	Left	Thru	Right	Peds
0	139	0	308	0

434	447	881
Out	In	Total
MN280 Ramp		

	Right	0
	Thru	369
	Left	208
	U-Turn	0
	Peds	0

602	Out
577	In
1179	Total

Energy Park Dr