

MINNESOTA DEPARTMENT of TRANSPORTATION

Metro District Traffic Engineering

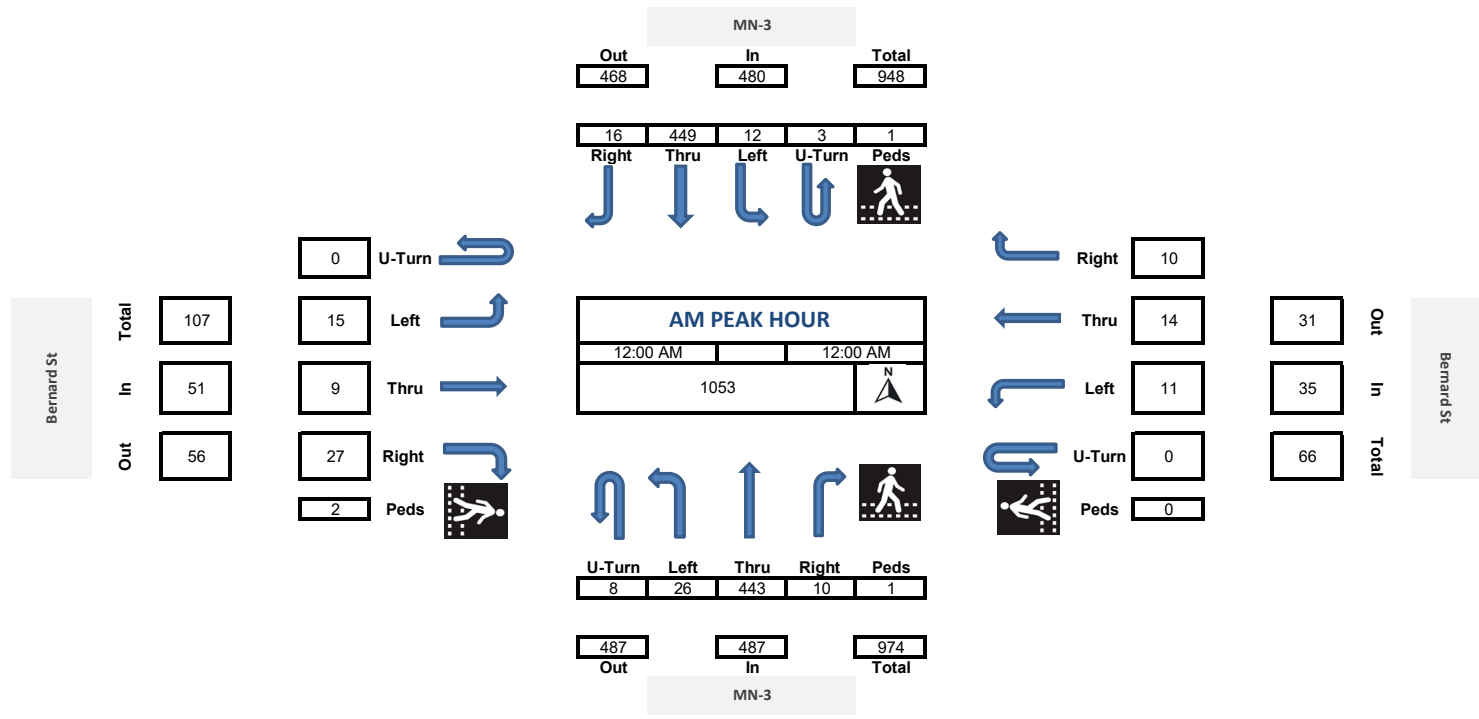
Program Support

METRO TRAFFIC DATA COLLECTION UNIT

TURN MOVEMENT COUNTS






Intersection: MN3 at Bernard St_2024																												
City: West St Paul																												
County:																												
Ref.Pt.:																												
Start Date: 1/23/2024																												
Road Name	Direction	MN-3 South Bound						Bernard St West Bound						MN-3 North Bound						Bernard St East Bound						Int. Total	Peds Total	
Start Time		U Turns	Left Turns	Straight Through	Right Turns	EB Ped Crossings	WB Ped Crossings	U Turns	Left Turns	Straight Through	Right Turns	NB Ped Crossings	SB Ped Crossings	U Turns	Left Turns	Straight Through	Right Turns	EB Ped Crossings	WB Ped Crossings	U Turns	Left Turns	Straight Through	Right Turns	NB Ped Crossings	SB Ped Crossings			
6:00 AM		0	0	21	2	0	0	0	0	2	3	1	0	0	2	28	2	0	0	0	0	1	0	2	0	0	63	0
6:15 AM		1	1	23	1	0	0	0	0	0	3	0	0	0	3	32	0	0	0	0	0	1	1	4	0	0	70	0
6:30 AM		0	1	31	0	0	0	0	1	2	5	1	0	0	4	42	1	0	0	0	4	1	5	0	0	97	0	
6:45 AM		0	1	33	2	0	0	0	0	4	1	0	0	0	7	47	2	0	0	0	5	2	2	0	0	106	0	
Hourly Total		1	3	108	5	0	0	0	1	8	12	2	0	0	16	149	5	0	0	0	11	4	13	0	0	336	0	
7:00 AM		0	2	44	3	0	0	0	2	5	3	0	2	0	2	73	0	0	0	0	4	2	8	0	0	148	2	
7:15 AM		0	2	54	4	0	0	0	1	11	8	0	0	0	8	64	3	1	0	0	3	3	6	0	1	167	1	
7:30 AM		0	3	64	4	0	0	0	3	7	5	0	0	0	7	96	1	0	0	0	7	5	10	0	0	212	0	
7:45 AM		0	2	67	2	1	0	0	4	9	10	0	1	0	9	99	3	0	0	0	5	9	6	0	0	225	1	
Hourly Total		0	9	229	13	1	0	0	10	32	26	0	3	0	26	332	7	1	0	0	19	19	30	0	1	752	4	
8:00 AM		0	3	66	3	0	0	0	1	6	2	0	0	0	8	95	3	0	0	0	6	4	7	0	0	204	0	
8:15 AM		1	1	85	7	0	0	0	2	7	1	0	0	0	4	87	2	0	0	0	7	6	6	0	0	216	0	
8:30 AM		0	2	65	2	0	0	0	2	5	1	1	0	1	4	104	1	0	0	0	7	7	11	0	1	212	1	
8:45 AM		1	3	57	1	0	0	0	2	2	2	0	2	0	5	86	3	0	0	0	5	4	5	0	0	176	2	
Hourly Total		2	9	273	13	0	0	0	7	20	6	1	2	1	21	372	9	0	0	0	25	21	29	0	1	808	3	
9:00 AM		0	3	58	3	0	0	0	0	1	4	1	0	1	6	84	2	0	0	0	4	4	4	1	0	174	0	
9:15 AM		0	2	74	1	0	0	0	0	4	4	0	1	0	6	60	2	0	0	0	2	2	6	0	0	163	1	
9:30 AM		0	2	65	1	1	0	0	1	0	5	0	0	0	2	71	3	0	0	0	1	1	8	0	0	160	0	
9:45 AM		1	2	70	4	0	0	0	2	4	2	0	0	0	10	78	5	0	0	0	6	1	6	0	0	191	0	
Hourly Total		1	9	267	9	1	0	0	3	9	15	1	1	1	24	293	12	0	0	0	13	8	24	1	0	688	1	
10:00 AM		0	2	75	5	1	0	0	2	4	2	0	1	3	8	92	2	0	0	0	2	6	6	0	0	209	1	
10:15 AM		0	5	82	4	0	0	0	3	1	6	0	0	3	8	93	1	0	0	0	0	4	3	0	1	213	1	
10:30 AM		1	2	74	4	0	0	0	0	3	3	0	0	0	9	75	2	0	0	0	4	3	9	0	0	189	0	
10:45 AM		1	3	92	1	0	0	0	0	3	5	3	0	0	10	89	2	0	0	0	0	3	5	8	0	0	225	2
Hourly Total		2	12	323	14	1	0	0	8	13	14	0	3	6	35	349	7	0	0	0	9	18	26	0	1	836	4	
11:00 AM		0	3	98	3	0	0	0	1	2	1	0	0	0	5	77	4	0	0	0	0	3	7	0	0	204	0	
11:15 AM		0	2	87	0	0	0	0	0	2	1	0	0	0	9	95	1	0	0	0	3	5	4	0	0	209	0	
11:30 AM		0	2	98	3	0	0	0	0	2	4	0	1	1	12	110	2	0	0	0	2	4	5	0	0	245	1	
11:45 AM		2	4	123	4	0	0	0	0	5	0	5	0	1	4	105	3	0	0	0	0	2	1	3	0	0	262	0
Hourly Total		2	11	406	10	0	0	0	6	6	11	0	1	2	30	387	10	0	0	0	7	13	19	0	0	920	1	
12:00 PM		0	2	118	4	0	0	0	2	5	0	0	0	1	7	93	1	0	0	0	3	1	7	0	0	244	0	
12:15 PM		0	4	113	3	0	0	0	0	4	4	0	0	2	6	130	4	1	0	0	6	6	6	0	1	288	1	
12:30 PM		1	2	95	5	1	0	0	4	5	1	0	0	4	9	115	2	0	0	0	4	1	11	1	0	259	0	
12:45 PM		0	0	90	1	0	0	0	0	2	1	5	0	0	7	128	4	0	0	0	0	7	7	4	1	0	256	0
Hourly Total		1	8	416	13	1	0	0	8	15	10	0	0	7	29	466	11	1	0	0	20	15	28	2	1	1047	1	
1:00 PM		0	0	106	3	0	0	0	3	2	3	0	1	4	9	118	7	0	0	0	2	4	8	0	0	269	1	
1:15 PM		0	0	85	2	0	0	0	3	1	3	0	1	1	9	107	2	0	0	0	5	5	4	0	0	227	1	
1:30 PM		1	1	97	1	1	0	0	2	0	1	0	0	1	13	101	2	0	0	0	3	3	9	0	0	235	0	
1:45 PM		0	2	107	5	0	0	0	5	5	3	0	0	0	8	116	4	0	0	0	3	5	13	0	0	276	0	
Hourly Total		1	3	395	11	1	0	0	13	8	10	0	2	6	39	442	15	0	0	0	13	17	34	0	0	1007	2	
2:00 PM		0	3	76	4	0	0	0	2	4	4	0	0	1	10	114	2	0	0	0	1	5	10	0	0	236	0	
2:15 PM		0	1	103	5	0	0	0	3	1	3	0	0	0	6	135	5	0	0	0	7	8	8	0	0	285	0	
2:30 PM		3	4	121	8	0	0	0	2	4	1	3	0	0	11	145	0	0	0	0	5	6	10	0	0	320	0	
2:45 PM		0	4	104	5	0	0	0	3	6	4	0	0	0	10	121	4	0	0	0	1	5	12	1	0	279	0	
Hourly Total		3	12	404	22	0	0	0	10	15	12	3	0	1	37	515	11	0	0	0	14	24	40	1	0	1120	0	
3:00 PM		0	6	115	8	0	0	0	0	2	13	3	0	1	0	11	150	5	1	0	0	4	8	8	0	0	333	1

3:15 PM	0	5	121	7	0	0	0	2	6	3	0	0	3	15	143	3	1	0	0	6	10	10	1	0	334	0	
3:30 PM	1	7	102	5	0	0	0	4	10	7	2	0	1	16	124	6	1	0	0	11	9	8	0	0	311	0	
3:45 PM	1	6	119	4	0	0	0	0	1	7	5	1	0	1	16	129	3	0	0	0	5	10	7	0	0	314	0
Hourly Total	2	24	457	24	0	0	0	9	36	18	3	1	5	58	546	17	3	0	0	26	37	33	1	0	1292	1	
4:00 PM	1	3	138	9	0	0	0	2	8	5	2	1	4	11	139	8	0	0	0	3	7	5	1	0	343	1	
4:15 PM	0	4	147	8	0	0	0	6	8	5	0	0	1	13	141	5	0	0	0	5	8	15	1	2	366	2	
4:30 PM	1	8	131	5	0	0	0	2	8	5	1	0	3	14	124	10	0	0	0	6	9	8	0	0	334	0	
4:45 PM	0	4	163	5	0	0	0	3	9	3	0	0	0	14	145	5	0	0	0	5	9	12	1	0	377	0	
Hourly Total	2	19	579	27	0	0	0	13	33	18	3	1	8	52	549	28	0	0	0	19	33	40	3	2	1420	3	
5:00 PM	2	6	146	8	0	0	0	2	1	1	0	0	2	13	149	5	0	0	0	5	8	7	0	0	355	0	
5:15 PM	0	7	145	7	0	0	0	1	9	3	0	0	0	16	150	7	0	0	0	4	9	11	1	0	369	0	
5:30 PM	1	3	110	6	0	0	0	1	6	3	0	0	3	23	142	9	0	0	0	5	7	7	0	0	326	0	
5:45 PM	0	4	110	4	0	0	0	6	8	7	3	2	4	18	140	7	0	0	0	4	4	17	0	0	333	2	
Hourly Total	3	20	511	25	0	0	0	10	24	14	3	2	9	70	581	28	0	0	0	18	28	42	1	0	1383	2	
TOTAL		20	139	4368	186	5	0	98	219	166	16	16	46	437	4981	160	5	0	0	194	237	358	9	6	11609	57	
Cars+	20	139	4294	184				0	97	209	161		46	435	4885	159			0	189	228	355					
Trucks	0	0	74	2				0	1	10	5		0	2	96	1			0	5	9	3			208		
% Trucks	0.0	0.0	1.7	1.1				0.0	1.0	4.6	3.0		0.0	0.5	1.9	0.6			0.0	2.6	3.8	0.8			1.8		
		1.6						3.3					1.8						2.2								









Bernard St






Total	202
In	93
Out	109

0	U-Turn	
20	Left	
35	Thru	
38	Right	
2	Peds	






MN-3		
Out	In	Total
600	638	1238

25	585	25	3	0
Right	Thru	Left	U-Turn	Peds
				

PM PEAK HOUR		
4:30 PM		5:30 PM
1435		
		

				
U-Turn	Left	Thru	Right	Peds
5	57	568	27	0

631	657	1288
Out	In	Total
MN-3		

	Right	12
	Thru	27
	Left	8
	U-Turn	0
	Peds	1

Out	87
In	47
Total	134

Bernard St