

MINNESOTA DEPARTMENT of TRANSPORTATION

Metro District Traffic Engineering

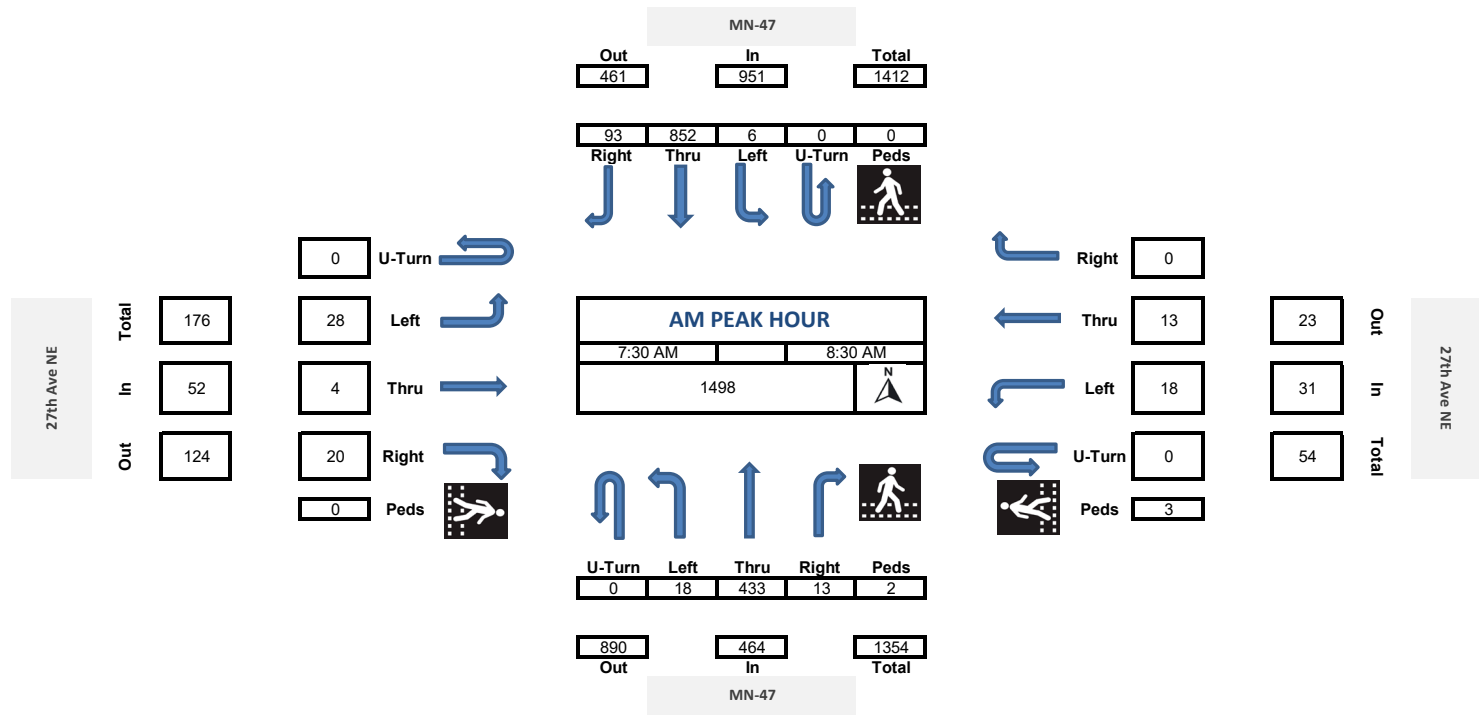
METRO TRAFFIC DATA COLLECTION UNIT

Program Support

TURN MOVEMENT COUNTS






Intersection: MN47 at 27th Ave NE_2023																											
City: Minneapolis																											
County:																											
Ref.Pt.:																											
Start Date: 11/14/2023																											
Road Name	MN-47						27th Ave NE						MN-47						27th Ave NE								
Direction	South Bound						West Bound						North Bound						East Bound						Int. Total	Peds Total	
Start Time	U Turns	Left Turns	Straight Through	Right Turns	EB Ped Crossings	WB Ped Crossings	U Turns	Left Turns	Straight Through	Right Turns	NB Ped Crossings	SB Ped Crossings	U Turns	Left Turns	Straight Through	Right Turns	EB Ped Crossings	WB Ped Crossings	U Turns	Left Turns	Straight Through	Right Turns	NB Ped Crossings	SB Ped Crossings	Int. Total	Peds Total	
6:00 AM	0	12	74	27	0	0	0	15	3	0	0	0	0	4	30	15	0	0	0	2	1	3	0	0	186	0	
6:15 AM	0	12	88	21	0	0	0	7	0	1	0	0	0	1	41	13	0	0	0	6	0	1	0	0	191	0	
6:30 AM	0	5	145	13	0	0	0	9	1	1	1	0	0	2	63	8	0	0	0	4	1	1	0	0	253	0	
6:45 AM	0	5	156	22	0	0	0	12	1	0	0	0	0	4	77	8	1	0	0	6	1	2	0	0	294	0	
Hourly Total	0	34	463	83	0	0	0	43	5	2	1	0	0	11	211	44	1	0	0	18	3	7	0	0	924	0	
7:00 AM	0	10	182	18	0	0	0	5	0	1	0	0	0	2	88	6	0	0	0	6	1	1	0	0	320	0	
7:15 AM	0	2	174	19	0	0	0	9	1	0	0	0	0	4	100	2	0	0	0	5	2	3	0	0	321	0	
7:30 AM	0	0	205	20	0	0	0	9	4	0	0	2	0	2	107	1	1	1	0	3	0	4	0	0	355	3	
7:45 AM	0	1	218	21	0	0	0	3	5	0	1	0	0	6	120	4	0	0	0	6	2	4	0	0	390	0	
Hourly Total	0	13	779	78	0	0	0	26	10	1	1	2	0	14	415	13	1	1	0	20	5	12	0	0	1386	3	
8:00 AM	0	4	224	21	0	0	0	3	3	0	0	0	0	7	93	3	0	0	0	9	2	6	0	0	375	0	
8:15 AM	0	1	205	31	0	0	0	3	1	0	0	0	0	3	113	5	0	0	0	10	0	6	0	0	378	0	
8:30 AM	0	0	150	22	0	0	0	4	1	2	0	0	0	7	85	5	0	0	0	9	0	8	0	0	293	0	
8:45 AM	0	0	200	25	0	0	0	3	0	2	0	0	0	5	72	4	0	0	0	7	0	4	0	0	322	0	
Hourly Total	0	5	779	99	0	0	0	13	5	4	0	0	0	22	363	17	0	0	0	35	2	24	0	0	1368	0	
9:00 AM	0	5	150	20	0	0	0	4	0	2	0	0	0	6	67	4	0	0	0	15	0	7	0	0	280	0	
9:15 AM	0	3	94	4	0	0	0	4	1	3	0	0	0	4	83	5	0	0	0	5	0	12	0	0	218	0	
9:30 AM	0	0	109	9	0	0	0	3	0	0	0	0	0	3	67	1	0	0	0	10	0	4	0	0	206	0	
9:45 AM	0	1	106	11	0	0	0	3	2	2	1	1	0	4	74	4	0	1	0	2	0	7	0	0	216	2	
Hourly Total	0	9	459	44	0	0	0	14	3	7	1	1	0	17	291	14	0	1	0	32	0	30	0	0	920	2	
10:00 AM	0	2	98	9	0	0	0	0	1	0	0	0	0	7	51	5	1	0	0	8	0	6	0	0	187	0	
10:15 AM	0	0	74	13	0	0	0	1	0	2	1	0	0	7	53	2	0	0	0	5	0	6	0	0	163	0	
10:30 AM	0	2	87	6	0	0	0	4	0	4	0	0	0	2	59	2	0	0	0	11	1	6	0	0	184	0	
10:45 AM	0	0	97	7	0	0	0	4	1	0	0	0	0	4	80	2	0	0	0	3	2	4	0	0	204	0	
Hourly Total	0	4	356	35	0	0	0	9	2	6	1	0	0	20	243	11	1	0	0	27	3	22	0	0	738	0	
11:00 AM	0	0	77	11	0	0	0	6	2	3	0	0	0	3	59	2	0	0	0	6	2	11	0	0	182	0	
11:15 AM	0	3	84	11	0	0	0	2	2	1	0	0	0	6	75	6	0	0	0	4	1	10	0	0	205	0	
11:30 AM	0	1	95	7	0	0	0	7	1	2	0	0	0	1	70	7	0	0	0	6	2	13	0	0	212	0	
11:45 AM	0	1	85	11	0	0	0	3	2	2	0	0	0	5	93	5	0	0	0	9	1	8	0	0	225	0	
Hourly Total	0	5	341	40	0	0	0	18	7	8	0	0	0	15	297	20	0	0	0	25	6	42	0	0	824	0	
12:00 PM	0	1	94	11	0	0	0	2	1	3	0	0	0	2	97	5	0	0	0	8	2	12	0	0	238	0	
12:15 PM	0	1	95	11	0	0	0	3	0	3	0	0	0	3	87	1	0	0	0	11	0	7	0	0	222	0	
12:30 PM	0	2	96	13	0	0	0	2	3	4	1	1	0	5	79	3	0	0	0	7	0	5	0	0	219	1	
12:45 PM	0	3	102	7	0	0	0	3	1	2	0	0	0	6	93	5	0	0	0	9	0	4	0	0	235	0	
Hourly Total	0	7	387	42	0	0	0	10	5	12	1	1	0	16	356	14	0	0	0	35	2	28	0	0	914	1	
1:00 PM	0	1	88	16	0	0	0	3	4	2	1	0	0	5	99	4	0	0	0	9	5	7	0	0	243	0	
1:15 PM	0	1	91	10	0	0	0	4	2	5	0	0	0	6	85	5	0	0	0	10	0	3	0	0	222	0	
1:30 PM	0	0	95	12	0	0	0	3	1	2	1	0	0	2	92	5	0	1	0	6	1	4	0	0	223	1	
1:45 PM	0	3	109	7	0	1	0	2	2	1	1	0	0	2	112	6	3	0	0	10	4	10	0	1	268	2	
Hourly Total	0	5	383	45	0	1	0	12	9	10	3	0	0	15	388	20	3	1	0	35	10	24	0	1	956	3	
2:00 PM	0	2	94	16	0	0	0	1	0	3	0	0	0	2	124	10	0	0	0	17	5	7	0	0	281	0	
2:15 PM	0	0	98	6	0	0	0	2	2	3	0	0	0	4	140	12	0	0	0	16	6	5	0	0	294	0	
2:30 PM	0	0	126	11	0	0	0	8	3	4	0	0	0	1	131	8	0	0	0	12	1	6	0	0	311	0	
2:45 PM	0	0	134	8	0	0	0	7	8	3	2	1	0	2	138	6	0	0	0	16	1	5	0	0	328	1	
Hourly Total	0	2	452	41	0	0	0	18	13	13	2	1	0	9	533	36	0	0	0	61	13	23	0	0	1214	1	
3:00 PM	0	1	121	15	0	0	0	10	11	21	1	2	0	3	155	7	0	0	1	15	1	6	0	0	366	3	

3:15 PM	0	0	120	18	0	0	0	11	4	4	0	0	0	2	161	5	0	0	0	17	0	6	0	0	348	0
3:30 PM	0	1	138	19	0	0	0	3	3	3	0	0	0	6	142	3	0	0	0	37	0	7	0	0	362	0
3:45 PM	0	0	133	8	0	0	0	3	1	3	2	0	0	2	155	1	0	0	0	16	0	11	0	0	333	0
Hourly Total	0	2	512	60	0	0	0	27	19	31	3	2	0	13	613	16	0	1	0	85	1	30	0	0	1409	3
4:00 PM	0	0	148	9	0	0	0	2	1	3	1	0	0	3	177	3	0	0	0	30	1	3	0	0	380	0
4:15 PM	0	2	130	10	0	0	0	1	0	5	0	1	0	8	198	4	0	0	0	33	0	9	0	0	400	1
4:30 PM	0	3	150	9	0	0	0	6	6	9	0	0	0	4	180	2	1	0	0	32	2	11	0	0	414	0
4:45 PM	0	0	119	10	0	0	0	1	1	5	0	0	0	3	204	1	0	0	0	24	0	6	0	0	374	0
Hourly Total	0	5	547	38	0	0	0	10	8	22	1	1	0	18	759	10	1	0	0	119	3	29	0	0	1568	1
5:00 PM	0	1	98	11	0	0	0	3	4	1	1	0	0	4	183	2	0	1	0	25	1	11	0	0	344	1
5:15 PM	0	0	102	9	0	0	0	0	0	2	0	0	0	5	191	0	0	0	0	22	0	3	0	0	334	0
5:30 PM	0	0	108	10	0	0	0	0	0	0	2	0	0	3	181	0	0	0	0	16	0	3	0	0	321	0
5:45 PM	0	0	113	13	0	0	0	1	0	0	1	0	0	5	169	1	0	0	0	10	0	9	0	0	321	0
Hourly Total	0	1	421	43	0	0	0	4	4	3	4	0	0	17	724	3	0	1	0	73	1	26	0	0	1320	1
TOTAL	0	92	5879	648	0	1	0	204	90	119	18	8	0	187	5193	218	7	5	0	565	49	297	0	1	13541	40
Cars+	0	81	5659	571			0	144	82	105			0	136	4966	159			0	487	36	234				
Trucks	0	11	220	77			0	60	8	14			0	51	227	59			0	78	13	63			881	
% Trucks	0.0	12.0	3.7	11.9			0.0	29.4	8.9	11.8			0.0	27.3	4.4	27.1			0.0	13.8	26.5	21.2			6.5	
		4.7						19.9						6.0						16.9						









27th Ave NE






Total	215
In	151
Out	64

0	U-Turn	
119	Left	
3	Thru	
29	Right	
0	Peds	

MN-47		
Out	In	Total
900	590	1490






38	547	5	0	0
Right	Thru	Left	U-Turn	Peds
				

PM PEAK HOUR		
4:00 PM		5:00 PM
1568		
		

				
U-Turn	Left	Thru	Right	Peds
0	18	759	10	1

586	787	1373
Out	In	Total

MN-47

	Right	22
	Thru	8
	Left	10
	U-Turn	0
	Peds	2

Out	18
In	40
Total	58

27th Ave NE