



Turning Movement Count

SRF Consulting Group

3701 Wayzata Blvd, Suite 100, Minneapolis, MN 55416

Intersection: CSAH 132 (85th Avenue) & Springbrook Drive

Date: 10/30/2024

Start Time	CSAH 132 EB					W Leg Peds	CSAH 132 WB				E Leg Peds	Springbrook Drive NB				S Leg Peds	Springbrook Drive SB				N Leg Peds	15 min Veh. Total	15 min Ped Total
	U	L	T	R	U		L	T	R	U		L	T	R	U		L	T	R				
6:00	-	2	8	10	2	-	5	6	4	-	-	3	4	3	-	-	7	3	-	-	55	2	
6:15	-	2	5	2	-	-	4	17	11	-	-	1	8	6	1	-	2	3	2	-	63	1	
6:30	-	1	10	5	-	-	4	20	10	-	-	5	6	6	-	-	5	4	1	-	77	-	
6:45	-	1	14	8	1	-	7	33	15	-	-	6	12	7	2	-	6	3	1	-	113	3	
7:00	-	2	20	11	1	-	3	22	16	-	-	7	5	6	1	-	11	5	-	-	108	2	
7:15	-	2	21	11	2	-	6	25	15	-	-	8	11	13	-	-	13	9	2	-	136	2	
7:30	-	5	30	5	-	-	13	30	22	-	-	9	5	6	-	-	17	2	3	-	147	-	
7:45	-	8	22	9	1	-	5	31	37	-	-	7	5	15	-	-	22	5	4	-	170	1	
8:00	-	3	21	8	-	-	11	24	37	-	-	5	11	14	-	-	20	12	2	-	168	-	
8:15	-	7	17	9	1	-	16	27	34	-	-	4	7	15	-	-	16	10	3	-	165	1	
8:30	-	5	20	12	-	-	17	15	28	-	-	8	14	10	-	-	18	18	6	-	171	-	
8:45	-	6	25	11	1	-	23	17	28	-	-	10	14	18	-	-	24	11	4	2	191	3	
9:00	-	4	21	12	1	-	12	21	26	-	-	8	14	15	-	-	25	13	4	-	175	1	
9:15	-	5	14	12	-	1	30	23	34	-	-	6	14	24	-	-	17	15	1	-	196	-	
9:30	-	4	21	11	3	-	20	12	34	-	-	8	13	25	1	-	37	16	4	1	205	5	
9:45	-	8	29	10	1	-	22	22	28	-	-	14	15	33	1	-	30	12	6	-	229	2	
10:00	-	2	32	15	-	-	17	13	24	-	-	10	11	21	-	-	43	11	6	-	205	-	
10:15	1	11	15	12	1	-	24	17	37	-	-	9	15	26	-	-	36	16	2	-	221	1	
10:30	-	6	31	18	-	1	28	11	49	-	-	18	14	28	-	-	43	19	3	-	269	-	
10:45	-	9	19	14	2	1	29	17	53	-	-	8	11	42	-	-	51	19	15	-	288	2	
11:00	-	10	43	18	-	-	24	21	47	-	-	9	18	33	-	-	44	18	3	-	288	-	
11:15	1	10	41	17	1	-	34	28	47	-	-	19	13	40	1	-	52	17	9	-	328	2	
11:30	-	13	30	23	-	-	34	20	40	-	-	12	19	29	-	-	63	20	4	-	307	-	
11:45	-	11	37	18	-	-	34	44	41	-	-	25	28	37	-	-	42	24	6	1	347	1	
12:00	-	8	37	20	2	-	28	31	49	-	-	22	23	32	-	-	44	26	12	-	332	2	
12:15	-	6	34	16	2	1	36	38	63	-	-	26	29	40	-	-	46	22	10	-	367	2	
12:30	-	11	36	28	1	-	33	36	53	-	-	15	29	46	1	-	58	20	7	-	372	2	
12:45	-	10	29	15	-	-	30	46	49	-	-	20	27	42	-	-	56	29	12	1	365	1	
13:00	-	3	24	16	2	-	30	35	37	-	-	19	30	48	2	-	47	15	6	-	310	4	
13:15	-	5	18	19	2	1	34	35	44	-	-	13	21	34	-	-	51	14	15	-	304	2	
13:30	-	10	37	16	1	-	35	33	46	-	-	13	25	39	-	-	53	20	8	-	335	1	
13:45	-	11	27	27	4	2	28	24	50	-	-	19	16	35	-	-	47	24	10	-	320	4	
14:00	-	10	37	13	3	1	37	36	41	-	-	20	18	47	-	-	59	22	7	-	348	3	
14:15	-	11	28	17	1	2	33	33	34	1	-	22	16	38	2	-	56	14	11	-	315	4	
14:30	1	11	53	20	-	-	32	25	35	-	-	15	32	47	-	-	46	12	12	-	341	-	
14:45	1	5	61	25	-	2	40	37	31	-	-	25	23	57	-	-	55	16	9	-	387	-	
15:00	-	3	84	19	3	1	37	41	58	-	-	23	25	54	1	-	34	10	10	-	399	4	
15:15	-	8	50	24	2	1	38	69	46	-	-	18	18	44	1	-	40	11	5	-	372	3	
15:30	-	11	93	29	3	2	28	33	58	-	-	15	32	59	-	-	60	15	11	-	446	3	
15:45	-	4	54	24	-	-	33	33	53	-	-	19	25	61	1	-	54	19	12	-	391	1	
16:00	-	13	59	28	1	-	43	46	55	-	-	30	26	54	1	-	50	15	10	1	429	3	
16:15	-	17	61	25	2	-	36	33	57	-	-	26	15	53	-	-	51	15	12	-	401	2	
16:30	-	10	68	37	-	2	38	46	45	-	-	16	26	52	-	-	69	23	11	-	443	-	
16:45	1	22	41	23	-	-	47	40	60	-	-	30	36	49	2	-	42	20	16	-	427	2	
17:00	-	18	57	21	2	-	39	43	56	-	-	26	30	58	1	-	65	20	11	-	444	3	
17:15	-	11	30	33	2	1	39	29	49	1	-	15	24	44	-	-	67	22	9	-	373	3	
17:30	-	17	25	33	-	-	41	38	52	-	-	27	25	46	-	-	57	11	12	-	384	-	
17:45	-	12	37	22	1	1	35	40	54	-	-	15	31	51	1	1	55	22	14	-	390	2	
18:00	-	15	33	18	-	2	39	31	48	-	-	23	24	47	1	-	53	18	14	-	365	1	
18:15	-	8	26	25	-	1	32	32	45	-	-	14	20	63	-	-	49	19	6	-	340	-	
18:30	-	10	30	23	-	1	43	27	53	-	-	20	20	40	-	-	58	16	15	-	356	-	
18:45	-	5	20	15	2	1	34	23	37	-	-	21	21	45	2	-	48	14	13	-	297	4	
Total	5	422	1,735	912	54	25	1,420	1,529	2,075	2	-	786	974	1,797	23	1	2,114	789	391	6	14,975	85	
Trucks	-	1%	3%	2%		-	1%	5%	1%		-	2%	1%	1%		-	2%	1%	2%		2%		



Turning Movement Count

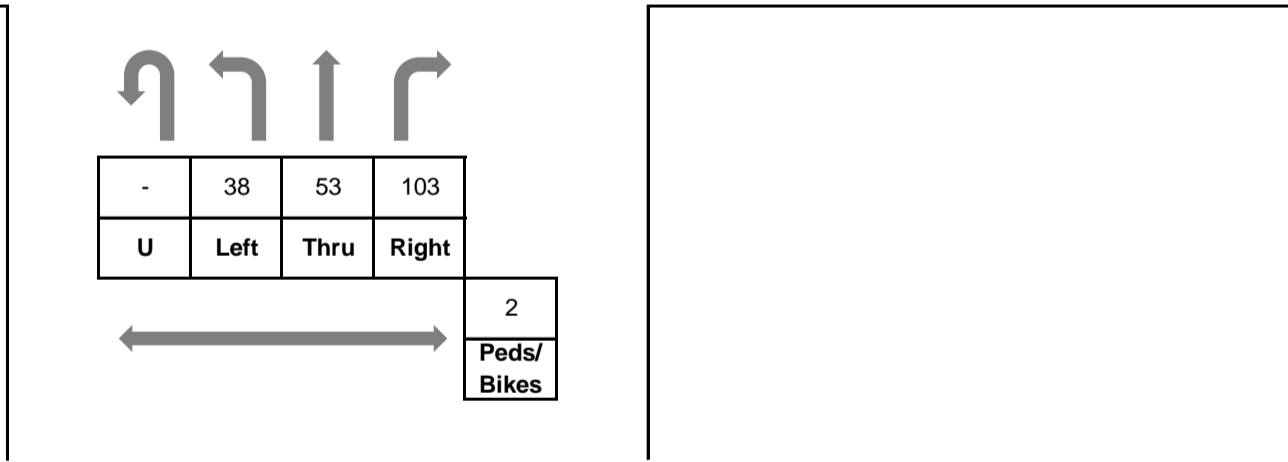
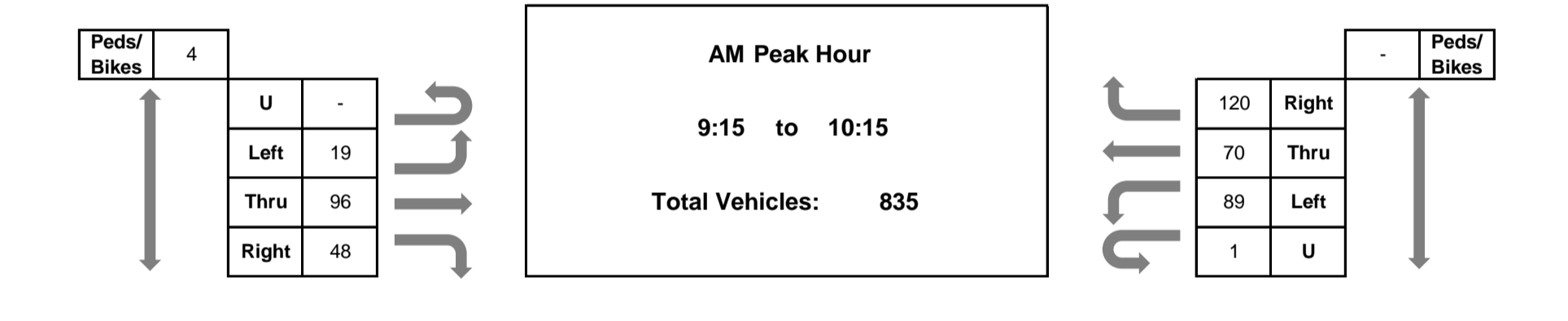
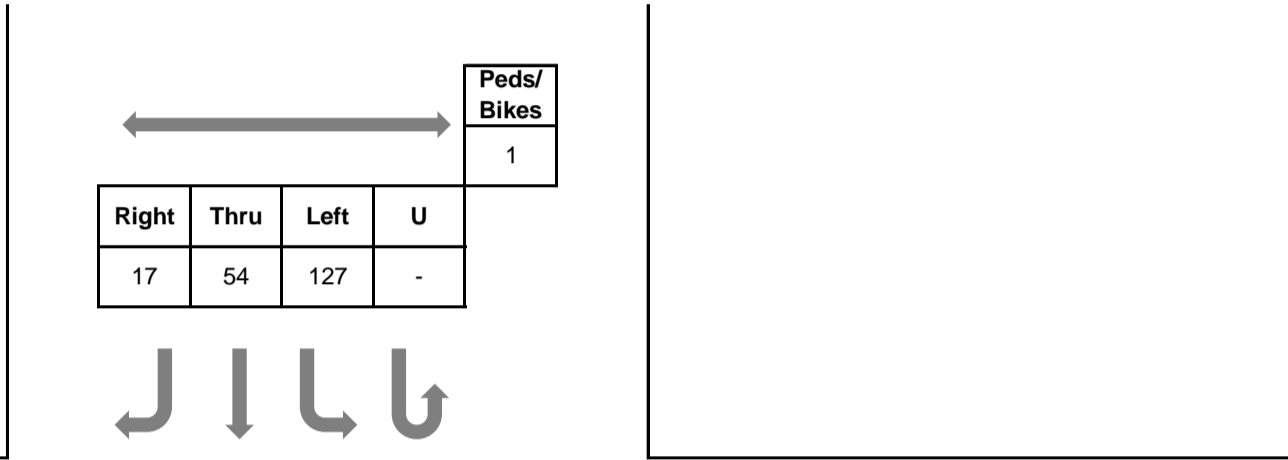
SRF Consulting Group

3701 Wayzata Blvd, Suite 100, Minneapolis, MN 55416

Intersection: CSAH 132 (85th Avenue) & Springbrook Drive

Date: 10/30/2024

Start Time	CSAH 132 EB					W Leg Peds	CSAH 132 WB				E Leg Peds	Springbrook Drive NB				S Leg Peds	Springbrook Drive SB				N Leg Peds	15 min Veh. Total	15 min Ped Total
	U	L	T	R	U		L	T	R	U		L	T	R	U		L	T	R				
9:15	-	5	14	12	-	1	30	23	34	-	-	6	14	24	-	-	17	15	1	-	196	-	
9:30	-	4	21	11	3	-	20	12	34	-	-	8	13	25	1	-	37	16	4	1	205	5	
9:45	-	8	29	10	1	-	22	22	28	-	-	14	15	33	1	-	30	12	6	-	229	2	
10:00	-	2	32	15	-	-	17	13	24	-	-	10	11	21	-	-	43	11	6	-	205	-	
Total	-	19	96	48	4	1	89	70	120	-	-	38	53	103	2	-	127	54	17	1	835	7	
PHF	-	0.59	0.75	0.80		0.25	0.74	0.76	0.88		-	0.68	0.88	0.78		-	0.74	0.84	0.71		0.91		
Trucks	-	-	6%	4%		-	4%	14%	3%		-	5%	2%	4%		-	4%	-	-		4%		





Turning Movement Count

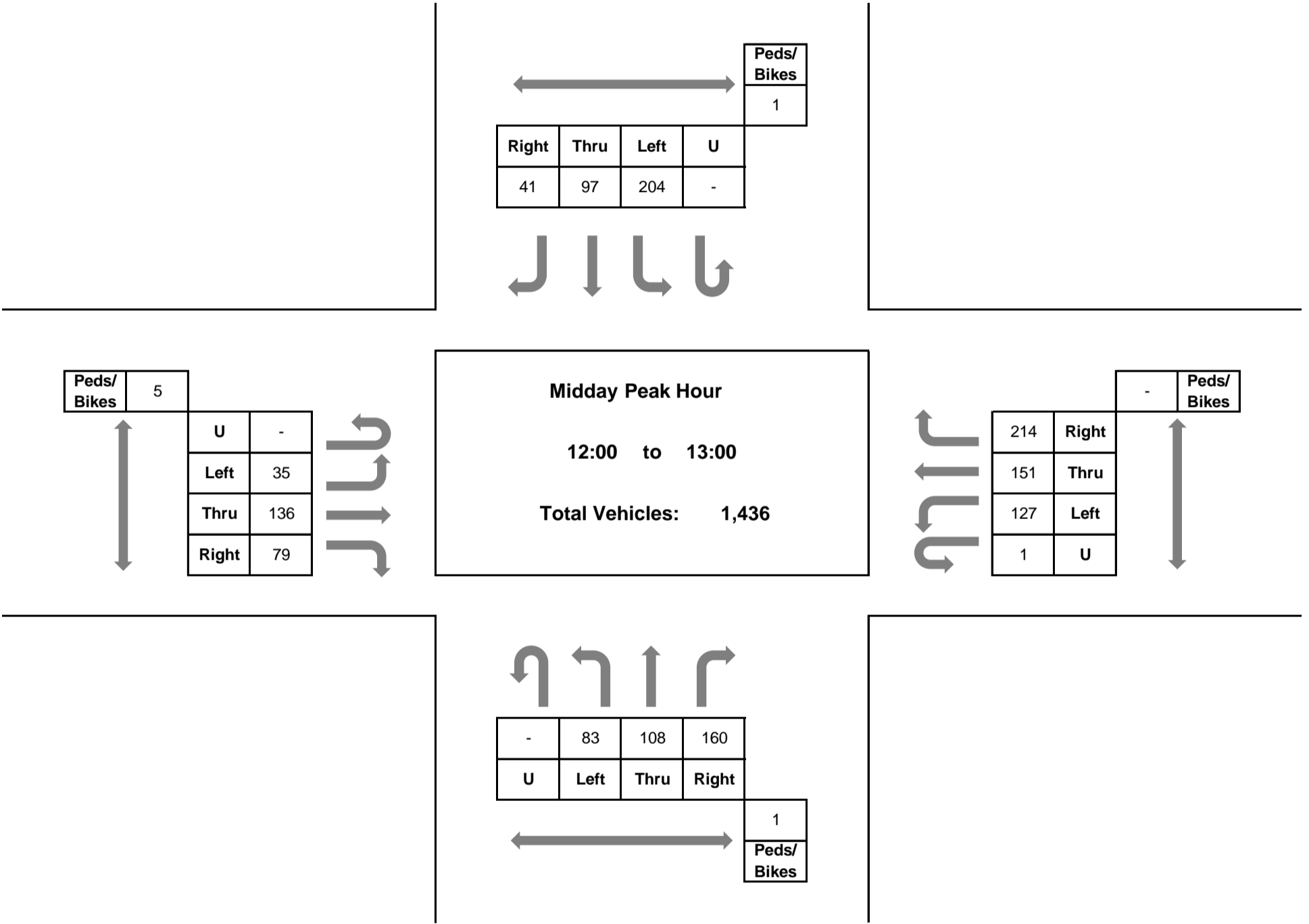
SRF Consulting Group

3701 Wayzata Blvd, Suite 100, Minneapolis, MN 55416

Intersection: CSAH 132 (85th Avenue) & Springbrook Drive

Date: 10/30/2024

Start Time	CSAH 132 EB					W Leg Peds	CSAH 132 WB					E Leg Peds	Springbrook Drive NB					S Leg Peds	Springbrook Drive SB					N Leg Peds	15 min Veh. Total	15 min Ped Total
	U	L	T	R	U		L	T	R	U	L		T	R	U	L	T		R							
12:00	-	8	37	20	2	-	28	31	49	-	-	22	23	32	-	-	44	26	12	-	-	332	2			
12:15	-	6	34	16	2	1	36	38	63	-	-	26	29	40	-	-	46	22	10	-	-	367	2			
12:30	-	11	36	28	1	-	33	36	53	-	-	15	29	46	1	-	58	20	7	-	-	372	2			
12:45	-	10	29	15	-	-	30	46	49	-	-	20	27	42	-	-	56	29	12	1	-	365	1			
Total	-	35	136	79	5	1	127	151	214	-	-	83	108	160	1	-	204	97	41	1	-	1,436	7			
PHF	-	0.80	0.92	0.71		0.25	0.88	0.82	0.85			0.80	0.93	0.87			0.88	0.84	0.85			0.97				
Trucks	-	-	5%	-		-	2%	3%	4%			-	1%	4%	1%		-	2%	1%	5%		2%				





Turning Movement Count

SRF Consulting Group

3701 Wayzata Blvd, Suite 100, Minneapolis, MN 55416

Intersection: CSAH 132 (85th Avenue) & Springbrook Drive

Date: 10/30/2024

Start Time	CSAH 132 EB					W Leg Peds	CSAH 132 WB					E Leg Peds	Springbrook Drive NB					S Leg Peds	Springbrook Drive SB					N Leg Peds	15 min Veh. Total	15 min Ped Total
	U	L	T	R	U		L	T	R	U	L		T	R	U	L	T		R							
16:15	-	17	61	25	2	-	36	33	57	-	-	26	15	53	-	-	51	15	12	-	401	2				
16:30	-	10	68	37	-	2	38	46	45	-	-	16	26	52	-	-	69	23	11	-	443	-				
16:45	1	22	41	23	-	-	47	40	60	-	-	30	36	49	2	-	42	20	16	-	427	2				
17:00	-	18	57	21	2	-	39	43	56	-	-	26	30	58	1	-	65	20	11	-	444	3				
Total	1	67	227	106	4	2	160	162	218	-	-	98	107	212	3	-	227	78	50	-	1,715	7				
PHF	0.25	0.76	0.83	0.72		0.25	0.85	0.88	0.91			0.82	0.74	0.91			0.82	0.85	0.78		0.97					
Trucks	-	3%	1%	-		-	-	1%	1%			-	-	-			2%	-	-		1%					

