

MINNESOTA DEPARTMENT of TRANSPORTATION

Metro District Traffic Engineering

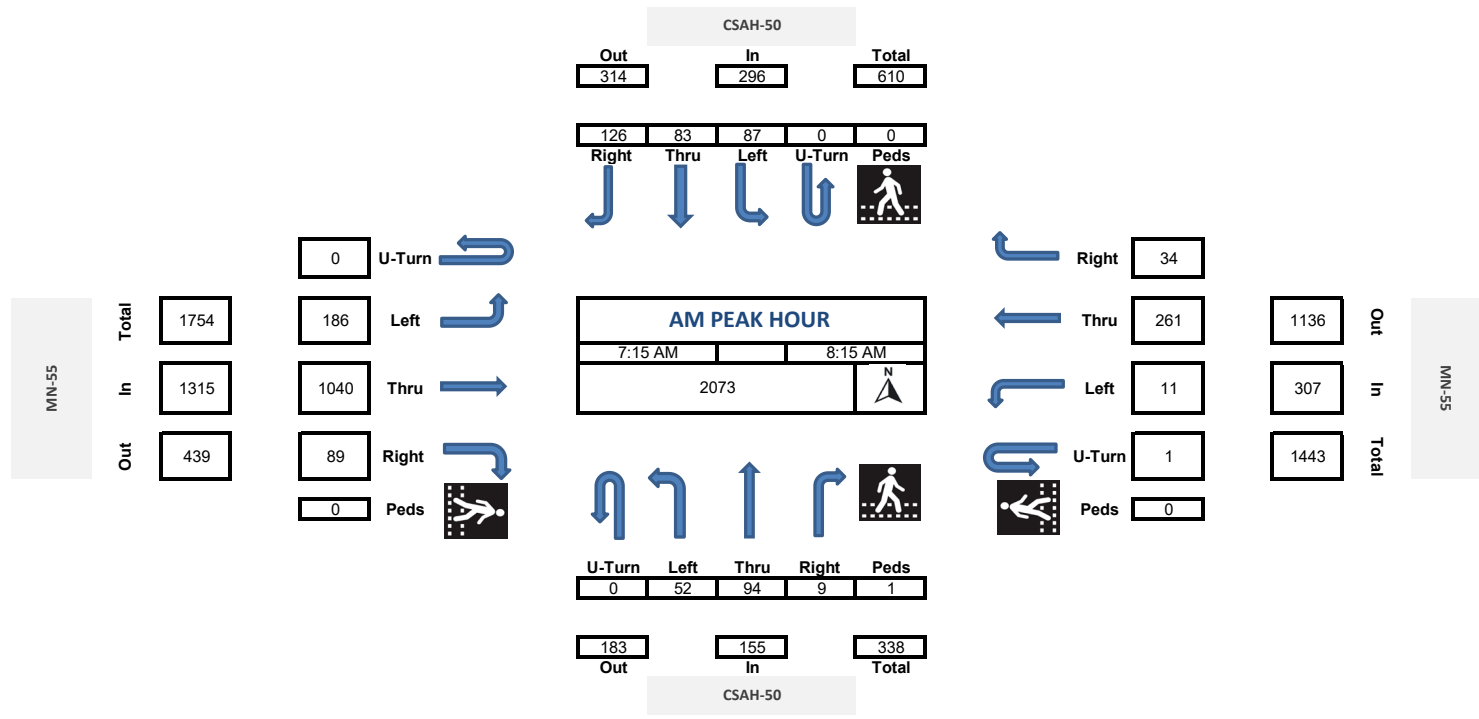
Program Support

METRO TRAFFIC DATA COLLECTION UNIT

TURN MOVEMENT COUNTS






Intersection: MN55 at CSAH-50_2023																											
City: Rockford																											
County:																											
Ref.Pt.:																											
Start Date: 10/17/2023																											
Road Name	Direction	CSAH-50 South Bound						MN-55 West Bound						CSAH-50 North Bound						MN-55 East Bound						Int. Total	Peds Total
Start Time		U Turns	Left Turns	Straight Through	Right Turns	EB Ped Crossings	WB Ped Crossings	U Turns	Left Turns	Straight Through	Right Turns	NB Ped Crossings	SB Ped Crossings	U Turns	Left Turns	Straight Through	Right Turns	EB Ped Crossings	WB Ped Crossings	U Turns	Left Turns	Straight Through	Right Turns	NB Ped Crossings	SB Ped Crossings		
6:00 AM		0	11	15	16	0	0	0	2	26	3	0	0	0	2	3	1	0	0	0	21	179	8	0	0	287	0
6:15 AM		0	13	9	15	0	0	0	3	30	7	0	0	0	8	21	2	0	0	0	30	229	10	0	0	377	0
6:30 AM		0	17	8	19	0	0	0	2	31	5	0	0	0	3	23	3	0	0	0	24	233	4	0	0	372	0
6:45 AM		0	20	25	23	0	0	0	1	43	5	0	0	0	4	25	0	0	0	0	30	208	11	0	0	395	0
Hourly Total		0	61	57	73	0	0	0	8	130	20	0	0	0	17	72	6	0	0	0	105	849	33	0	0	1431	0
7:00 AM		0	16	22	20	0	0	0	0	46	7	0	0	0	4	13	2	0	0	0	23	255	16	0	0	424	0
7:15 AM		0	16	29	27	0	0	0	4	58	9	0	0	0	17	22	1	0	0	0	32	277	19	0	0	511	0
7:30 AM		0	23	20	22	0	0	0	3	71	9	0	0	0	13	17	1	0	0	0	45	280	27	0	0	531	0
7:45 AM		0	23	24	39	0	0	1	2	74	8	0	0	0	6	25	2	1	0	0	56	299	26	0	0	585	0
Hourly Total		0	78	95	108	0	0	1	9	249	33	0	0	0	40	77	6	1	0	0	156	1111	88	0	0	2051	0
8:00 AM		0	25	10	38	0	0	0	2	58	8	0	0	0	16	30	5	0	0	0	53	184	17	0	0	446	0
8:15 AM		0	28	17	25	0	0	1	5	40	7	0	0	0	11	16	4	0	0	0	31	155	9	0	0	349	0
8:30 AM		0	12	12	32	0	0	0	1	75	11	0	0	0	9	16	5	0	0	0	18	152	7	0	0	350	0
8:45 AM		0	8	13	18	0	0	0	5	65	8	0	0	0	10	17	3	0	0	0	23	141	11	0	0	322	0
Hourly Total		0	73	52	113	0	0	1	13	238	34	0	0	0	46	79	17	0	0	0	125	632	44	0	0	1467	0
9:00 AM		0	8	9	18	0	0	0	2	66	9	0	0	0	1	15	1	0	0	0	18	107	7	0	0	261	0
9:15 AM		0	17	10	12	0	0	0	3	61	7	0	0	0	5	9	1	0	0	0	12	133	13	0	0	283	0
9:30 AM		0	9	18	26	0	0	0	2	74	5	0	0	0	5	13	5	0	0	0	25	100	2	0	0	284	0
9:45 AM		0	10	18	26	0	0	0	0	65	5	0	0	0	9	10	1	0	0	1	19	97	10	0	0	271	0
Hourly Total		0	44	55	82	0	0	0	7	266	26	0	0	0	20	47	8	0	0	1	74	437	32	0	0	1099	0
10:00 AM		0	13	14	26	0	0	0	0	76	6	0	0	0	8	9	3	0	0	0	20	98	10	0	0	283	0
10:15 AM		0	6	16	19	0	0	0	2	52	8	0	0	0	13	13	7	0	0	0	24	83	12	1	0	255	0
10:30 AM		0	7	10	17	0	0	0	2	75	5	0	0	0	10	11	4	0	0	0	13	105	13	0	0	272	0
10:45 AM		0	15	10	28	0	0	0	0	73	10	0	0	0	8	13	4	0	0	0	15	80	6	0	0	262	0
Hourly Total		0	41	50	90	0	0	0	4	276	29	0	0	0	39	46	18	0	0	0	72	366	41	1	0	1072	0
11:00 AM		0	7	12	20	0	0	0	3	51	10	0	0	0	4	16	3	0	0	0	21	78	8	0	0	233	0
11:15 AM		0	10	5	29	0	0	0	1	70	13	0	0	0	5	21	8	0	0	0	16	66	7	0	1	251	1
11:30 AM		0	8	14	36	0	0	0	1	81	9	0	0	0	4	11	3	0	0	0	11	79	12	0	0	269	0
11:45 AM		0	6	15	32	0	0	0	1	81	9	0	0	0	9	9	6	0	0	1	17	87	9	0	0	282	0
Hourly Total		0	31	46	117	0	0	0	6	283	41	0	0	0	22	57	20	0	0	1	65	310	36	0	1	1035	1
12:00 PM		0	9	10	18	0	0	0	6	71	13	0	0	0	8	7	3	0	0	0	14	91	7	0	0	257	0
12:15 PM		0	11	19	30	0	0	0	4	89	11	0	0	0	8	19	3	0	0	0	25	75	11	0	0	305	0
12:30 PM		0	5	13	37	0	0	0	8	85	15	0	0	0	10	10	2	0	0	0	18	88	14	0	0	305	0
12:45 PM		0	10	16	32	0	0	0	5	75	15	0	0	0	15	14	7	0	0	0	14	72	11	0	0	286	0
Hourly Total		0	35	58	117	0	0	0	23	320	54	0	0	0	41	50	15	0	0	0	71	326	43	0	0	1153	0
1:00 PM		0	11	6	22	0	0	0	2	100	11	0	0	0	9	21	8	0	0	0	17	75	13	0	0	295	0
1:15 PM		0	8	13	32	0	0	0	2	101	11	0	0	0	15	9	6	0	0	0	21	94	10	0	0	322	0
1:30 PM		0	14	12	23	0	0	0	1	93	13	0	0	0	10	13	3	0	0	0	19	72	16	0	0	289	0
1:45 PM		0	9	13	31	0	0	0	2	105	10	0	0	0	16	18	8	0	0	0	18	57	11	0	0	298	0
Hourly Total		0	42	44	108	0	0	0	7	399	45	0	0	0	50	61	25	0	0	0	75	298	50	0	0	1204	0
2:00 PM		0	7	12	38	0	0	0	2	108	16	0	0	0	10	16	3	0	0	0	15	86	23	0	0	336	0
2:15 PM		0	10	15	38	0	0	1	6	123	9	0	0	0	13	15	6	1	0	0	24	86	18	2	1	364	1
2:30 PM		0	9	19	31	0	1	0	9	149	18	0	0	0	10	21	11	0	0	0	27	80	22	0	0	406	1
2:45 PM		0	11	21	49	0	0	0	7	163	12	0	0	0	12	25	5	0	0	1	17	97	20	0	0	440	0
Hourly Total		0	37	67	156	0	1	1	24	543	55	0	0	0	45	77	25	1	0	1	83	349	83	2	1	1546	2
3:00 PM		0	10	16	68	0	0	0	12	185	15	0	0	0	18	26	4	0	0	0	23	102	20	0	1	499	1

3:15 PM	0	10	22	53	0	0	2	6	202	15	0	0	0	18	29	6	0	1	0	17	88	17	0	2	485	3
3:30 PM	0	3	18	57	0	0	0	9	227	20	0	0	0	23	24	6	0	0	0	21	100	14	0	0	522	0
3:45 PM	0	6	25	45	0	0	0	6	217	9	0	0	0	15	39	10	0	0	0	22	99	19	0	1	512	1
Hourly Total	0	29	81	223	0	0	2	33	831	59	0	0	0	74	118	26	0	1	0	83	389	70	0	4	2018	5
4:00 PM	0	5	14	75	0	0	0	12	234	16	0	0	0	16	27	3	0	0	0	27	87	12	0	0	528	0
4:15 PM	0	9	28	52	0	0	0	16	247	14	0	0	0	15	35	9	0	0	0	27	78	18	0	0	548	0
4:30 PM	0	7	17	70	0	0	1	9	280	12	0	0	0	20	30	5	0	0	0	30	106	23	0	0	610	0
4:45 PM	0	12	28	62	0	0	0	7	248	20	0	0	0	25	44	13	0	0	1	30	89	17	0	0	596	0
Hourly Total	0	33	87	259	0	0	1	44	1009	62	0	0	0	76	136	30	0	0	1	114	360	70	0	0	2282	0
5:00 PM	0	9	21	66	0	0	0	7	257	13	0	0	0	13	34	19	0	0	0	21	117	22	0	0	599	0
5:15 PM	0	15	31	78	0	0	0	9	235	25	0	0	0	16	31	7	0	0	1	23	111	12	0	0	594	0
5:30 PM	0	10	27	65	0	0	0	5	251	16	0	0	0	17	28	10	0	0	0	36	95	15	0	0	575	0
5:45 PM	0	8	35	55	0	0	0	6	170	20	0	0	0	11	22	7	0	0	0	20	78	22	0	0	454	0
Hourly Total	0	42	114	264	0	0	0	27	913	74	0	0	0	57	115	43	0	0	1	100	401	71	0	0	2222	0
TOTAL	0	546	806	1710	0	1	6	205	5457	532	0	0	0	527	935	239	2	1	5	1123	5828	661	3	6	18580	13
Cars+	0	522	754	1641			6	198	5268	513			0	504	882	232			5	1078	5636	638				
Trucks	0	24	52	69			0	7	189	19			0	23	53	7			0	45	192	23			703	
% Trucks	0.0	4.4	6.5	4.0			0.0	3.4	3.5	3.6			0.0	4.4	5.7	2.9			0.0	4.0	3.3	3.5			3.8	









MN-55






Total	1973
In	603
Out	1370

2	U-Turn	
104	Left	
423	Thru	
74	Right	
0	Peds	

CSAH-50		
Out	In	Total
313	416	729






276	97	43	0	0
Right	Thru	Left	U-Turn	Peds
				

PM PEAK HOUR		
4:30 PM		5:30 PM
2399		
		

				
U-Turn	Left	Thru	Right	Peds
0	74	139	44	0

203	257	460
Out	In	Total

CSAH-50

	Right	70
	Thru	1020
	Left	32
	U-Turn	1
	Peds	0

510	Out
1123	In
1633	Total

MN-55