



MINNESOTA DEPT OF TRANSPORTATION

TRAFFIC DATA COLLECTION - METRO

Counted By: Joe & Joanne
 Day of the Week: Wednesday
 Location: TH 55 & Glenwood
 Project #: 5764

File Name : TH 55 @ GLENWOOD AV 2006
 Site Code : 08022219
 Start Date : 8/2/2006
 Page No : 1

Groups Printed- Unshifted

| Start Time | Southbound | | | | | TH 55 Westbound | | | | | Glenwood Northbound | | | | | TH 55 Eastbound | | | | | Int. Total |
|--------------------|------------|------------|----------|----------|------------|-----------------|-------------|----------|----------|-------------|---------------------|------------|------------|----------|-------------|-----------------|--------------|-------------|----------|--------------|--------------|
| | Left | Thru | Right | Peds | App. Total | Left | Thru | Right | Peds | App. Total | Left | Thru | Right | Peds | App. Total | Left | Thru | Right | Peds | App. Total | |
| 06:00 | 0 | 0 | 0 | 0 | 0 | 0 | 88 | 0 | 0 | 88 | 5 | 0 | 2 | 0 | 7 | 0 | 131 | 9 | 0 | 140 | 235 |
| 06:15 | 0 | 0 | 0 | 0 | 0 | 2 | 148 | 0 | 0 | 150 | 5 | 0 | 1 | 0 | 6 | 0 | 152 | 19 | 0 | 171 | 327 |
| 06:30 | 0 | 0 | 0 | 0 | 0 | 0 | 182 | 0 | 0 | 182 | 6 | 0 | 3 | 0 | 9 | 0 | 277 | 45 | 0 | 322 | 513 |
| 06:45 | 0 | 0 | 0 | 0 | 0 | 4 | 244 | 0 | 1 | 249 | 6 | 0 | 3 | 0 | 9 | 0 | 323 | 41 | 0 | 364 | 622 |
| Total | 0 | 0 | 0 | 0 | 0 | 6 | 662 | 0 | 1 | 669 | 22 | 0 | 9 | 0 | 31 | 0 | 883 | 114 | 0 | 997 | 1697 |
| 07:00 | 0 | 0 | 0 | 0 | 0 | 1 | 259 | 0 | 0 | 260 | 12 | 0 | 5 | 0 | 17 | 0 | 365 | 49 | 0 | 414 | 691 |
| 07:15 | 0 | 0 | 0 | 0 | 0 | 1 | 271 | 0 | 0 | 272 | 17 | 0 | 2 | 0 | 19 | 0 | 381 | 78 | 0 | 459 | 750 |
| 07:30 | 0 | 0 | 0 | 0 | 0 | 13 | 289 | 0 | 0 | 302 | 19 | 0 | 6 | 0 | 25 | 0 | 434 | 85 | 0 | 519 | 846 |
| 07:45 | 0 | 0 | 0 | 0 | 0 | 6 | 326 | 0 | 0 | 332 | 27 | 0 | 9 | 0 | 36 | 0 | 411 | 87 | 0 | 498 | 866 |
| Total | 0 | 0 | 0 | 0 | 0 | 21 | 1145 | 0 | 0 | 1166 | 75 | 0 | 22 | 0 | 97 | 0 | 1591 | 299 | 0 | 1890 | 3153 |
| 08:00 | 0 | 0 | 0 | 0 | 0 | 8 | 279 | 0 | 0 | 287 | 34 | 0 | 7 | 0 | 41 | 0 | 449 | 86 | 0 | 535 | 863 |
| 08:15 | 0 | 0 | 0 | 0 | 0 | 7 | 279 | 0 | 0 | 286 | 22 | 0 | 9 | 0 | 31 | 0 | 455 | 76 | 0 | 531 | 848 |
| 08:30 | 0 | 0 | 0 | 0 | 0 | 12 | 256 | 1 | 0 | 269 | 21 | 0 | 5 | 0 | 26 | 0 | 413 | 69 | 0 | 482 | 777 |
| 08:45 | 0 | 0 | 0 | 0 | 0 | 4 | 220 | 0 | 1 | 225 | 21 | 1 | 5 | 0 | 27 | 0 | 423 | 65 | 0 | 488 | 740 |
| Total | 0 | 0 | 0 | 0 | 0 | 31 | 1034 | 1 | 1 | 1067 | 98 | 1 | 26 | 0 | 125 | 0 | 1740 | 296 | 0 | 2036 | 3228 |
| 11:00 | 0 | 1 | 0 | 0 | 1 | 11 | 180 | 0 | 0 | 191 | 32 | 0 | 3 | 0 | 35 | 0 | 189 | 25 | 0 | 214 | 441 |
| 11:15 | 0 | 0 | 0 | 0 | 0 | 5 | 237 | 0 | 0 | 242 | 33 | 0 | 3 | 0 | 36 | 0 | 227 | 33 | 0 | 260 | 538 |
| 11:30 | 0 | 0 | 0 | 0 | 0 | 22 | 334 | 0 | 0 | 356 | 35 | 0 | 5 | 0 | 40 | 0 | 197 | 34 | 0 | 231 | 627 |
| 11:45 | 0 | 0 | 0 | 0 | 0 | 2 | 299 | 0 | 0 | 301 | 53 | 0 | 4 | 0 | 57 | 0 | 216 | 37 | 0 | 253 | 611 |
| Total | 0 | 1 | 0 | 0 | 1 | 40 | 1050 | 0 | 0 | 1090 | 153 | 0 | 15 | 0 | 168 | 0 | 829 | 129 | 0 | 958 | 2217 |
| 12:00 | 0 | 0 | 0 | 0 | 0 | 3 | 269 | 0 | 0 | 272 | 43 | 0 | 11 | 0 | 54 | 0 | 244 | 40 | 0 | 284 | 610 |
| 12:15 | 0 | 0 | 0 | 0 | 0 | 3 | 181 | 0 | 0 | 184 | 50 | 0 | 8 | 0 | 58 | 0 | 234 | 43 | 0 | 277 | 519 |
| 12:30 | 0 | 0 | 0 | 0 | 0 | 11 | 242 | 0 | 0 | 253 | 50 | 0 | 4 | 0 | 54 | 0 | 246 | 53 | 0 | 299 | 606 |
| 12:45 | 0 | 0 | 0 | 0 | 0 | 5 | 258 | 0 | 0 | 263 | 42 | 0 | 6 | 0 | 48 | 0 | 288 | 61 | 1 | 350 | 661 |
| Total | 0 | 0 | 0 | 0 | 0 | 22 | 950 | 0 | 0 | 972 | 185 | 0 | 29 | 0 | 214 | 0 | 1012 | 197 | 1 | 1210 | 2396 |
| 13:00 | 0 | 0 | 0 | 0 | 0 | 0 | 0 | 0 | 0 | 0 | 0 | 0 | 0 | 0 | 0 | 0 | 1 | 1 | 0 | 2 | 2 |
| Total | 0 | 0 | 0 | 0 | 0 | 0 | 0 | 0 | 0 | 0 | 0 | 0 | 0 | 0 | 0 | 0 | 1 | 1 | 0 | 2 | 2 |
| 15:00 | 0 | 0 | 0 | 0 | 0 | 4 | 261 | 0 | 0 | 265 | 43 | 0 | 11 | 0 | 54 | 0 | 277 | 39 | 0 | 316 | 635 |
| 15:15 | 0 | 0 | 0 | 0 | 0 | 3 | 264 | 0 | 0 | 267 | 22 | 0 | 5 | 0 | 27 | 0 | 327 | 22 | 0 | 349 | 643 |
| 15:30 | 0 | 0 | 0 | 0 | 0 | 5 | 305 | 0 | 0 | 310 | 27 | 0 | 9 | 0 | 36 | 0 | 347 | 36 | 0 | 383 | 729 |
| 15:45 | 0 | 0 | 0 | 0 | 0 | 3 | 321 | 0 | 0 | 324 | 59 | 0 | 10 | 0 | 69 | 0 | 363 | 48 | 0 | 411 | 804 |
| Total | 0 | 0 | 0 | 0 | 0 | 15 | 1151 | 0 | 0 | 1166 | 151 | 0 | 35 | 0 | 186 | 0 | 1314 | 145 | 0 | 1459 | 2811 |
| 16:00 | 0 | 0 | 0 | 0 | 0 | 10 | 344 | 0 | 0 | 354 | 63 | 0 | 16 | 0 | 79 | 0 | 387 | 46 | 0 | 433 | 866 |
| 16:15 | 0 | 0 | 0 | 0 | 0 | 5 | 360 | 0 | 0 | 365 | 74 | 0 | 9 | 0 | 83 | 0 | 440 | 34 | 0 | 474 | 922 |
| 16:30 | 0 | 0 | 0 | 0 | 0 | 1 | 282 | 0 | 0 | 283 | 60 | 0 | 11 | 0 | 71 | 0 | 418 | 56 | 0 | 474 | 828 |
| 16:45 | 0 | 0 | 0 | 0 | 0 | 7 | 263 | 0 | 0 | 270 | 67 | 0 | 8 | 0 | 75 | 0 | 466 | 46 | 0 | 512 | 857 |
| Total | 0 | 0 | 0 | 0 | 0 | 23 | 1249 | 0 | 0 | 1272 | 264 | 0 | 44 | 0 | 308 | 0 | 1711 | 182 | 0 | 1893 | 3473 |
| 17:00 | 0 | 0 | 0 | 0 | 0 | 25 | 596 | 0 | 0 | 621 | 87 | 0 | 8 | 0 | 95 | 0 | 486 | 62 | 0 | 548 | 1264 |
| 17:15 | 0 | 0 | 0 | 0 | 0 | 10 | 320 | 0 | 0 | 330 | 102 | 0 | 6 | 0 | 108 | 0 | 419 | 104 | 0 | 523 | 961 |
| 17:30 | 0 | 0 | 0 | 0 | 0 | 6 | 341 | 0 | 0 | 347 | 68 | 0 | 6 | 0 | 74 | 0 | 421 | 93 | 0 | 514 | 935 |
| 17:45 | 0 | 0 | 0 | 0 | 0 | 0 | 203 | 0 | 0 | 203 | 42 | 0 | 3 | 0 | 45 | 0 | 356 | 60 | 0 | 416 | 664 |
| Total | 0 | 0 | 0 | 0 | 0 | 41 | 1460 | 0 | 0 | 1501 | 299 | 0 | 23 | 0 | 322 | 0 | 1682 | 319 | 0 | 2001 | 3824 |
| Grand Total | 0 | 1 | 0 | 0 | 1 | 199 | 8701 | 1 | 2 | 8903 | 1247 | 1 | 203 | 0 | 1451 | 0 | 10763 | 1682 | 1 | 12446 | 22801 |
| Apprch % | 0 | 100 | 0 | 0 | | 2.2 | 97.7 | 0 | 0 | | 85.9 | 0.1 | 14 | 0 | | 0 | 86.5 | 13.5 | 0 | | |
| Total % | 0 | 0 | 0 | 0 | | 0.9 | 38.2 | 0 | 0 | 39 | 5.5 | 0 | 0.9 | 0 | 6.4 | 0 | 47.2 | 7.4 | 0 | 54.6 | |



MINNESOTA DEPT OF TRANSPORTATION

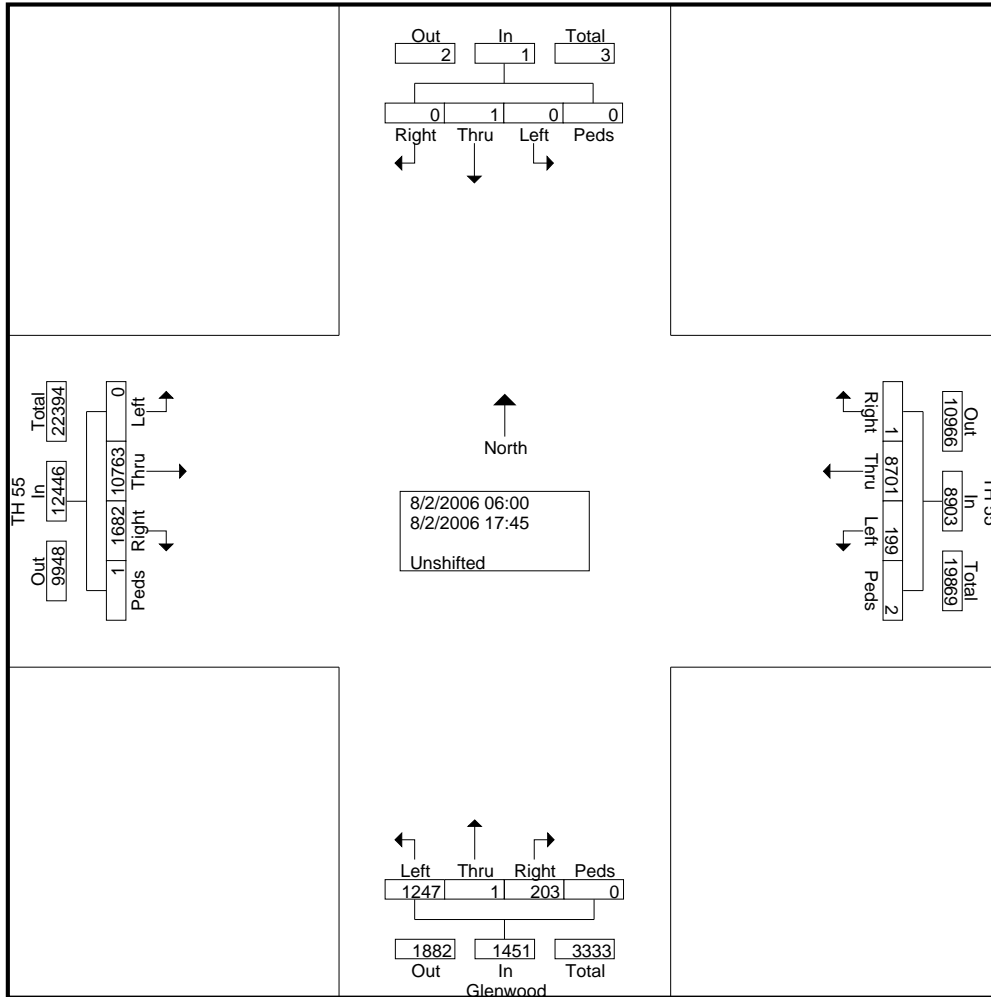
TRAFFIC DATA COLLECTION - METRO

File Name : TH 55 @ GLENWOOD AV 2006

Site Code : 08022219

Start Date : 8/2/2006

Page No : 2



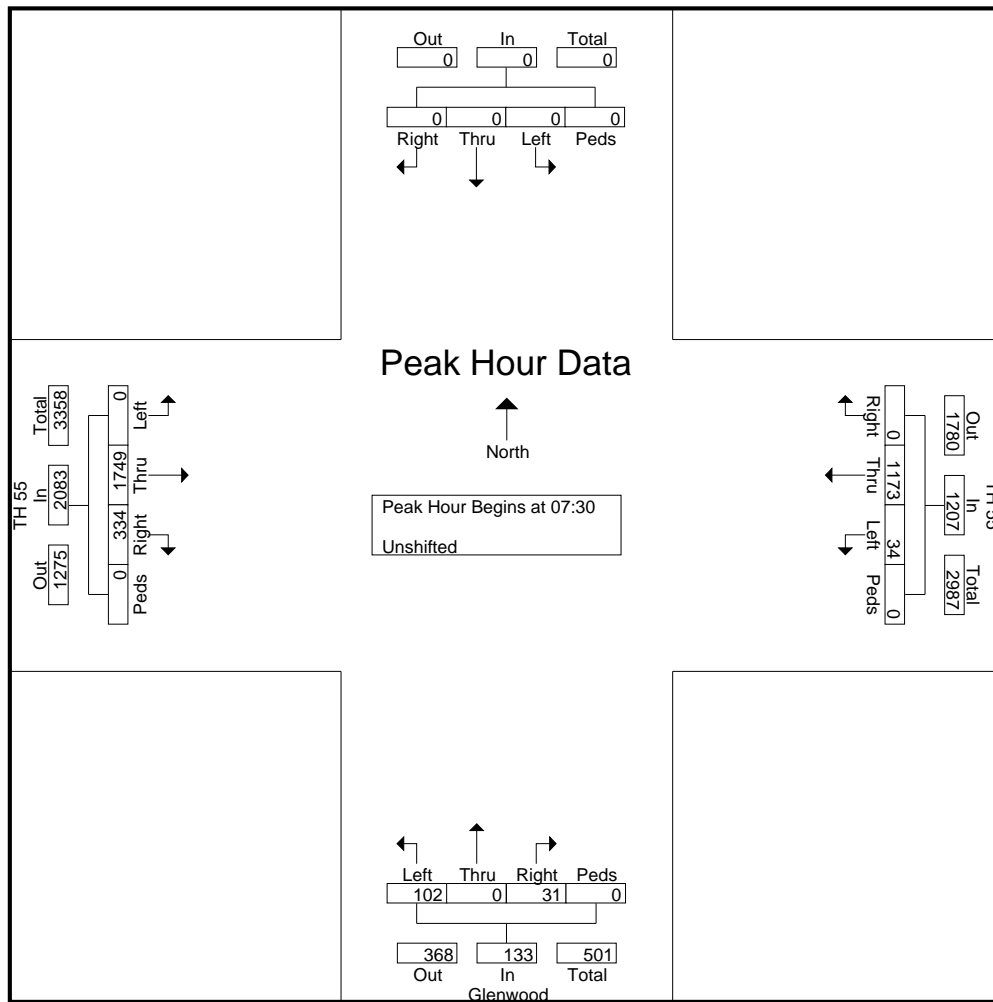


MINNESOTA DEPT OF TRANSPORTATION

TRAFFIC DATA COLLECTION - METRO

File Name : TH 55 @ GLENWOOD AV 2006
 Site Code : 08022219
 Start Date : 8/2/2006
 Page No : 3

| Start Time | Southbound | | | | | TH 55 Westbound | | | | | Glenwood Northbound | | | | | TH 55 Eastbound | | | | | Int. Total |
|--|------------|------|-------|------|------------|-----------------|------|-------|------|------------|---------------------|------|-------|------|------------|-----------------|------|-------|------|------------|------------|
| | Left | Thru | Right | Peds | App. Total | Left | Thru | Right | Peds | App. Total | Left | Thru | Right | Peds | App. Total | Left | Thru | Right | Peds | App. Total | |
| Peak Hour Analysis From 06:00 to 09:45 - Peak 1 of 1 | | | | | | | | | | | | | | | | | | | | | |
| Peak Hour for Entire Intersection Begins at 07:30 | | | | | | | | | | | | | | | | | | | | | |
| 07:30 | 0 | 0 | 0 | 0 | 0 | 13 | 289 | 0 | 0 | 302 | 19 | 0 | 6 | 0 | 25 | 0 | 434 | 85 | 0 | 519 | 846 |
| 07:45 | 0 | 0 | 0 | 0 | 0 | 6 | 326 | 0 | 0 | 332 | 27 | 0 | 9 | 0 | 36 | 0 | 411 | 87 | 0 | 498 | 866 |
| 08:00 | 0 | 0 | 0 | 0 | 0 | 8 | 279 | 0 | 0 | 287 | 34 | 0 | 7 | 0 | 41 | 0 | 449 | 86 | 0 | 535 | 863 |
| 08:15 | 0 | 0 | 0 | 0 | 0 | 7 | 279 | 0 | 0 | 286 | 22 | 0 | 9 | 0 | 31 | 0 | 455 | 76 | 0 | 531 | 848 |
| Total Volume | 0 | 0 | 0 | 0 | 0 | 34 | 1173 | 0 | 0 | 1207 | 102 | 0 | 31 | 0 | 133 | 0 | 1749 | 334 | 0 | 2083 | 3423 |
| % App. Total | 0 | 0 | 0 | 0 | 0 | 2.8 | 97.2 | 0 | 0 | | 76.7 | 0 | 23.3 | 0 | | 0 | 84 | 16 | 0 | | |
| PHF | .000 | .000 | .000 | .000 | .000 | .654 | .900 | .000 | .000 | .909 | .750 | .000 | .861 | .000 | .811 | .000 | .961 | .960 | .000 | .973 | .988 |





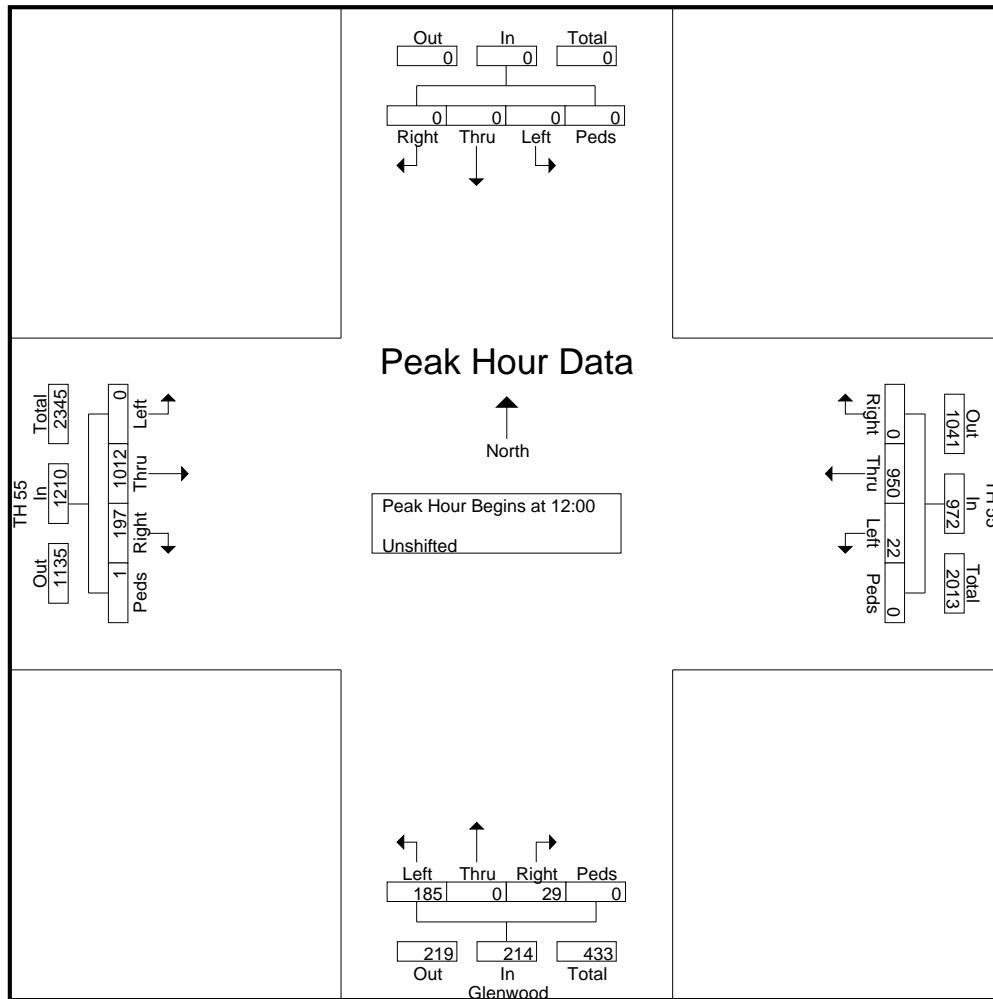
MINNESOTA DEPT OF TRANSPORTATION

TRAFFIC DATA COLLECTION - METRO

File Name : TH 55 @ GLENWOOD AV 2006
 Site Code : 08022219
 Start Date : 8/2/2006
 Page No : 4

| Start Time | Southbound | | | | | TH 55 Westbound | | | | | Glenwood Northbound | | | | | TH 55 Eastbound | | | | | Int. Total |
|--------------|------------|------|-------|------|------------|-----------------|------|-------|------|------------|---------------------|------|-------|------|------------|-----------------|------|-------|------|------------|------------|
| | Left | Thru | Right | Peds | App. Total | Left | Thru | Right | Peds | App. Total | Left | Thru | Right | Peds | App. Total | Left | Thru | Right | Peds | App. Total | |
| 12:00 | 0 | 0 | 0 | 0 | 0 | 3 | 269 | 0 | 0 | 272 | 43 | 0 | 11 | 0 | 54 | 0 | 244 | 40 | 0 | 284 | 610 |
| 12:15 | 0 | 0 | 0 | 0 | 0 | 3 | 181 | 0 | 0 | 184 | 50 | 0 | 8 | 0 | 58 | 0 | 234 | 43 | 0 | 277 | 519 |
| 12:30 | 0 | 0 | 0 | 0 | 0 | 11 | 242 | 0 | 0 | 253 | 50 | 0 | 4 | 0 | 54 | 0 | 246 | 53 | 0 | 299 | 606 |
| 12:45 | 0 | 0 | 0 | 0 | 0 | 5 | 258 | 0 | 0 | 263 | 42 | 0 | 6 | 0 | 48 | 0 | 288 | 61 | 1 | 350 | 661 |
| Total Volume | 0 | 0 | 0 | 0 | 0 | 22 | 950 | 0 | 0 | 972 | 185 | 0 | 29 | 0 | 214 | 0 | 1012 | 197 | 1 | 1210 | 2396 |
| % App. Total | 0 | 0 | 0 | 0 | 0 | 2.3 | 97.7 | 0 | 0 | | 86.4 | 0 | 13.6 | 0 | | 0 | 83.6 | 16.3 | 0.1 | | |
| PHF | .000 | .000 | .000 | .000 | .000 | .500 | .883 | .000 | .000 | .893 | .925 | .000 | .659 | .000 | .922 | .000 | .878 | .807 | .250 | .864 | .906 |

Peak Hour Analysis From 10:00 to 13:45 - Peak 1 of 1
 Peak Hour for Entire Intersection Begins at 12:00





MINNESOTA DEPT OF TRANSPORTATION

TRAFFIC DATA COLLECTION - METRO

File Name : TH 55 @ GLENWOOD AV 2006
 Site Code : 08022219
 Start Date : 8/2/2006
 Page No : 5

| Start Time | Southbound | | | | | TH 55 Westbound | | | | | Glenwood Northbound | | | | | TH 55 Eastbound | | | | | Int. Total |
|--------------|------------|------|-------|------|------------|-----------------|------------|-------|------|------------|---------------------|------|-------|------|------------|-----------------|------------|------------|------|------------|-------------|
| | Left | Thru | Right | Peds | App. Total | Left | Thru | Right | Peds | App. Total | Left | Thru | Right | Peds | App. Total | Left | Thru | Right | Peds | App. Total | |
| 16:45 | 0 | 0 | 0 | 0 | 0 | 7 | 263 | 0 | 0 | 270 | 67 | 0 | 8 | 0 | 75 | 0 | 466 | 46 | 0 | 512 | 857 |
| 17:00 | 0 | 0 | 0 | 0 | 0 | 25 | 596 | 0 | 0 | 621 | 87 | 0 | 8 | 0 | 95 | 0 | 486 | 62 | 0 | 548 | 1264 |
| 17:15 | 0 | 0 | 0 | 0 | 0 | 10 | 320 | 0 | 0 | 330 | 102 | 0 | 6 | 0 | 108 | 0 | 419 | 104 | 0 | 523 | 961 |
| 17:30 | 0 | 0 | 0 | 0 | 0 | 6 | 341 | 0 | 0 | 347 | 68 | 0 | 6 | 0 | 74 | 0 | 421 | 93 | 0 | 514 | 935 |
| Total Volume | 0 | 0 | 0 | 0 | 0 | 48 | 1520 | 0 | 0 | 1568 | 324 | 0 | 28 | 0 | 352 | 0 | 1792 | 305 | 0 | 2097 | 4017 |
| % App. Total | 0 | 0 | 0 | 0 | 0 | 3.1 | 96.9 | 0 | 0 | | 92 | 0 | 8 | 0 | | 0 | 85.5 | 14.5 | 0 | | |
| PHF | .000 | .000 | .000 | .000 | .000 | .480 | .638 | .000 | .000 | .631 | .794 | .000 | .875 | .000 | .815 | .000 | .922 | .733 | .000 | .957 | .795 |

Peak Hour Analysis From 14:00 to 17:45 - Peak 1 of 1
 Peak Hour for Entire Intersection Begins at 16:45

