



# MINNESOTA DEPT OF TRANSPORTATION

## TRAFFIC DATA COLLECTION - METRO

Counted By: Joe & Joanne  
 Day of the Week: Thursday  
 Location: TH 55 & Schaper  
 Project #: 5764

File Name : TH 55 @ SHAPER RD 2006  
 Site Code : 08032512  
 Start Date : 8/3/2006  
 Page No : 1

**Groups Printed- Unshifted**

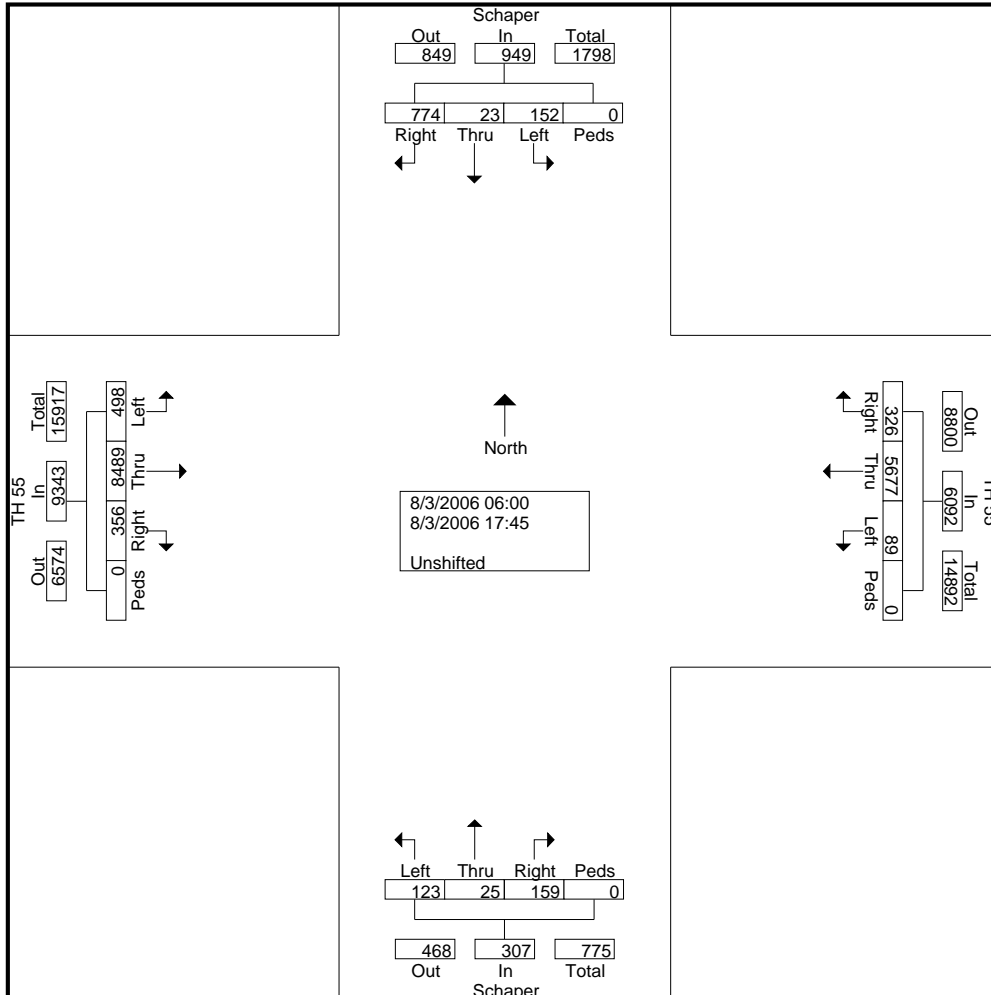
Start Time	Schaper Southbound					TH 55 Westbound					Schaper Northbound					TH 55 Eastbound					Int. Total
	Left	Thru	Right	Peds	App. Total	Left	Thru	Right	Peds	App. Total	Left	Thru	Right	Peds	App. Total	Left	Thru	Right	Peds	App. Total	
06:00	1	0	5	0	6	0	43	3	0	46	0	0	1	0	1	18	84	0	0	102	155
06:15	2	0	3	0	5	3	90	5	0	98	0	0	1	0	1	13	137	0	0	150	254
06:30	2	0	9	0	11	1	103	6	0	110	0	1	2	0	3	14	226	1	0	241	365
06:45	3	0	10	0	13	2	96	7	0	105	0	0	0	0	0	25	291	6	0	322	440
<b>Total</b>	<b>8</b>	<b>0</b>	<b>27</b>	<b>0</b>	<b>35</b>	<b>6</b>	<b>332</b>	<b>21</b>	<b>0</b>	<b>359</b>	<b>0</b>	<b>1</b>	<b>4</b>	<b>0</b>	<b>5</b>	<b>70</b>	<b>738</b>	<b>7</b>	<b>0</b>	<b>815</b>	<b>1214</b>
07:00	8	0	4	0	12	1	131	7	0	139	1	1	1	0	3	19	309	5	0	333	487
07:15	4	0	3	0	7	2	150	11	0	163	3	0	2	0	5	16	354	6	0	376	551
07:30	8	1	9	0	18	2	208	12	0	222	3	1	0	0	4	10	408	15	0	433	677
07:45	16	2	13	0	31	8	190	12	0	210	3	3	3	0	9	23	418	17	0	458	708
<b>Total</b>	<b>36</b>	<b>3</b>	<b>29</b>	<b>0</b>	<b>68</b>	<b>13</b>	<b>679</b>	<b>42</b>	<b>0</b>	<b>734</b>	<b>10</b>	<b>5</b>	<b>6</b>	<b>0</b>	<b>21</b>	<b>68</b>	<b>1489</b>	<b>43</b>	<b>0</b>	<b>1600</b>	<b>2423</b>
08:00	11	1	19	0	31	3	159	14	0	176	5	2	5	0	12	30	425	14	0	469	688
08:15	7	2	14	0	23	7	129	15	0	151	2	0	8	0	10	22	407	16	0	445	629
08:30	13	1	26	0	40	4	119	12	0	135	8	0	2	0	10	32	372	11	0	415	600
08:45	10	0	10	0	20	8	125	1	0	134	3	0	3	0	6	27	315	18	0	360	520
<b>Total</b>	<b>41</b>	<b>4</b>	<b>69</b>	<b>0</b>	<b>114</b>	<b>22</b>	<b>532</b>	<b>42</b>	<b>0</b>	<b>596</b>	<b>18</b>	<b>2</b>	<b>18</b>	<b>0</b>	<b>38</b>	<b>111</b>	<b>1519</b>	<b>59</b>	<b>0</b>	<b>1689</b>	<b>2437</b>
11:00	7	0	18	0	25	7	101	3	0	111	8	0	1	0	9	21	144	5	0	170	315
11:15	5	0	26	0	31	10	143	5	0	158	10	4	2	0	16	13	133	4	0	150	355
11:30	3	3	20	0	26	8	166	6	0	180	10	2	0	0	12	19	138	6	0	163	381
11:45	6	2	31	0	39	4	161	3	0	168	8	1	2	0	11	25	148	12	0	185	403
<b>Total</b>	<b>21</b>	<b>5</b>	<b>95</b>	<b>0</b>	<b>121</b>	<b>29</b>	<b>571</b>	<b>17</b>	<b>0</b>	<b>617</b>	<b>36</b>	<b>7</b>	<b>5</b>	<b>0</b>	<b>48</b>	<b>78</b>	<b>563</b>	<b>27</b>	<b>0</b>	<b>668</b>	<b>1454</b>
12:00	4	1	36	0	41	1	159	7	0	167	13	4	3	0	20	31	136	8	0	175	403
12:15	3	4	20	0	27	4	152	6	0	162	7	3	5	0	15	22	169	7	0	198	402
12:30	5	1	28	0	34	4	137	8	0	149	9	1	3	0	13	36	169	5	0	210	406
12:45	7	1	32	0	40	5	168	8	0	181	6	1	2	0	9	26	168	17	0	211	441
<b>Total</b>	<b>19</b>	<b>7</b>	<b>116</b>	<b>0</b>	<b>142</b>	<b>14</b>	<b>616</b>	<b>29</b>	<b>0</b>	<b>659</b>	<b>35</b>	<b>9</b>	<b>13</b>	<b>0</b>	<b>57</b>	<b>115</b>	<b>642</b>	<b>37</b>	<b>0</b>	<b>794</b>	<b>1652</b>
15:00	0	0	31	0	31	0	193	14	0	207	0	0	7	0	7	0	175	21	0	196	441
15:15	0	0	25	0	25	0	160	19	0	179	0	0	5	0	5	0	181	21	0	202	411
15:30	3	0	59	0	62	0	218	12	0	230	0	0	5	0	5	0	257	24	0	281	578
15:45	0	0	45	0	45	0	203	20	0	223	0	0	6	0	6	0	330	21	0	351	625
<b>Total</b>	<b>3</b>	<b>0</b>	<b>160</b>	<b>0</b>	<b>163</b>	<b>0</b>	<b>774</b>	<b>65</b>	<b>0</b>	<b>839</b>	<b>0</b>	<b>0</b>	<b>23</b>	<b>0</b>	<b>23</b>	<b>0</b>	<b>943</b>	<b>87</b>	<b>0</b>	<b>1030</b>	<b>2055</b>
16:00	0	0	41	0	41	0	251	29	0	280	0	0	16	0	16	1	266	7	0	274	611
16:15	0	0	39	0	39	0	228	13	0	241	0	1	12	0	13	0	257	7	0	264	557
16:30	0	0	44	0	44	0	280	16	0	296	0	0	12	0	12	0	372	32	0	404	756
16:45	0	0	39	0	39	0	253	12	0	265	0	0	11	0	11	0	309	20	0	329	644
<b>Total</b>	<b>0</b>	<b>0</b>	<b>163</b>	<b>0</b>	<b>163</b>	<b>0</b>	<b>1012</b>	<b>70</b>	<b>0</b>	<b>1082</b>	<b>0</b>	<b>1</b>	<b>51</b>	<b>0</b>	<b>52</b>	<b>1</b>	<b>1204</b>	<b>66</b>	<b>0</b>	<b>1271</b>	<b>2568</b>
17:00	5	1	46	0	52	0	281	7	0	288	1	0	29	0	30	9	530	7	0	546	916
17:15	4	0	38	0	42	0	302	15	0	317	0	0	3	0	3	1	401	11	0	413	775
17:30	10	3	15	0	28	1	291	11	0	303	12	0	4	0	16	18	213	9	0	240	587
17:45	5	0	16	0	21	4	287	7	0	298	11	0	3	0	14	27	247	3	0	277	610
<b>Total</b>	<b>24</b>	<b>4</b>	<b>115</b>	<b>0</b>	<b>143</b>	<b>5</b>	<b>1161</b>	<b>40</b>	<b>0</b>	<b>1206</b>	<b>24</b>	<b>0</b>	<b>39</b>	<b>0</b>	<b>63</b>	<b>55</b>	<b>1391</b>	<b>30</b>	<b>0</b>	<b>1476</b>	<b>2888</b>
<b>Grand Total</b>	<b>152</b>	<b>23</b>	<b>774</b>	<b>0</b>	<b>949</b>	<b>89</b>	<b>5677</b>	<b>326</b>	<b>0</b>	<b>6092</b>	<b>123</b>	<b>25</b>	<b>159</b>	<b>0</b>	<b>307</b>	<b>498</b>	<b>8489</b>	<b>356</b>	<b>0</b>	<b>9343</b>	<b>16691</b>
Apprch %	16	2.4	81.6	0		1.5	93.2	5.4	0		40.1	8.1	51.8	0		5.3	90.9	3.8	0		
Total %	0.9	0.1	4.6	0	5.7	0.5	34	2	0	36.5	0.7	0.1	1	0	1.8	3	50.9	2.1	0	56	



# MINNESOTA DEPT OF TRANSPORTATION

## TRAFFIC DATA COLLECTION - METRO

File Name : TH 55 @ SHAPER RD 2006  
 Site Code : 08032512  
 Start Date : 8/3/2006  
 Page No : 2



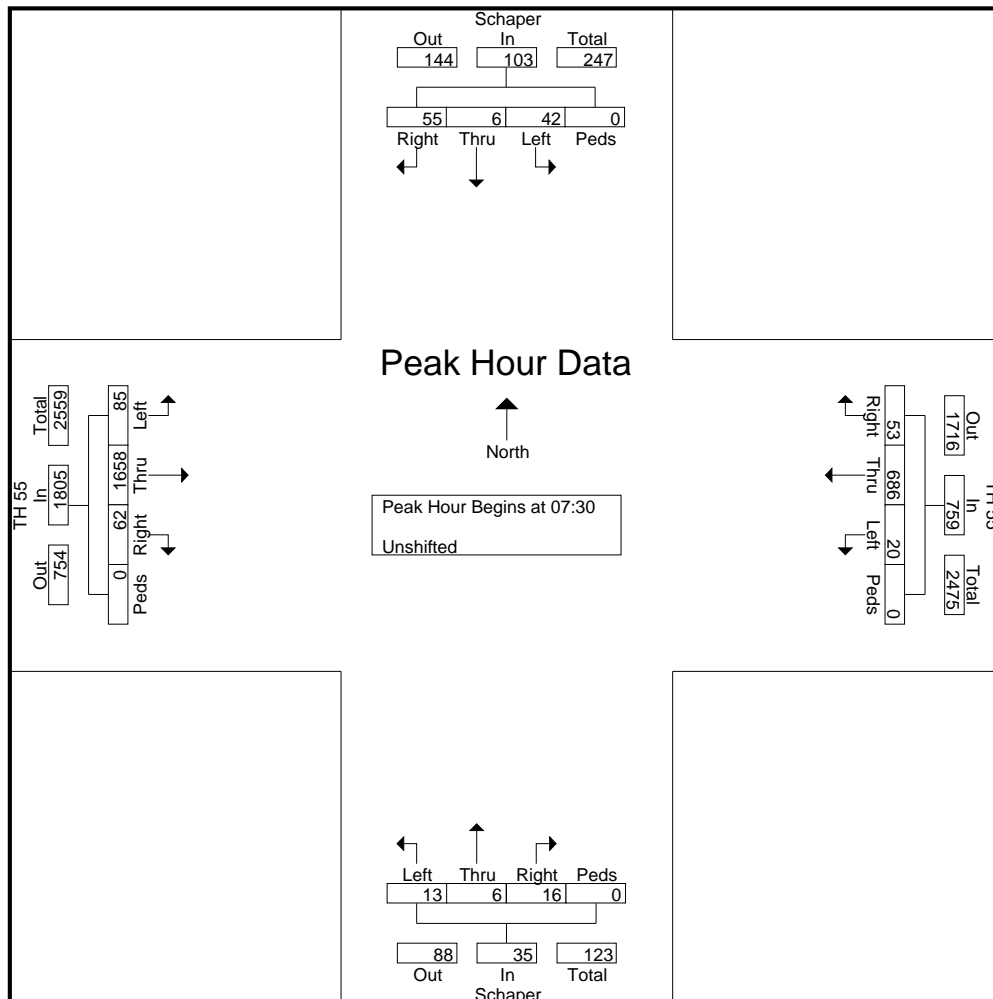


# MINNESOTA DEPT OF TRANSPORTATION

## TRAFFIC DATA COLLECTION - METRO

File Name : TH 55 @ SHAPER RD 2006  
 Site Code : 08032512  
 Start Date : 8/3/2006  
 Page No : 3

Start Time	Schaper Southbound					TH 55 Westbound					Schaper Northbound					TH 55 Eastbound					Int. Total
	Left	Thru	Right	Peds	App. Total	Left	Thru	Right	Peds	App. Total	Left	Thru	Right	Peds	App. Total	Left	Thru	Right	Peds	App. Total	
Peak Hour Analysis From 06:00 to 09:45 - Peak 1 of 1																					
Peak Hour for Entire Intersection Begins at 07:30																					
07:30	8	1	9	0	18	2	<b>208</b>	12	0	<b>222</b>	3	1	0	0	4	10	408	15	0	433	677
07:45	<b>16</b>	<b>2</b>	13	0	<b>31</b>	<b>8</b>	190	12	0	210	3	<b>3</b>	3	0	9	23	418	<b>17</b>	0	458	<b>708</b>
08:00	11	1	<b>19</b>	0	31	3	159	14	0	176	<b>5</b>	2	5	0	<b>12</b>	<b>30</b>	<b>425</b>	14	0	<b>469</b>	688
08:15	7	2	14	0	23	7	129	<b>15</b>	0	151	2	0	<b>8</b>	0	10	22	407	16	0	445	629
Total Volume	42	6	55	0	103	20	686	53	0	759	13	6	16	0	35	85	1658	62	0	1805	2702
% App. Total	40.8	5.8	53.4	0		2.6	90.4	7	0		37.1	17.1	45.7	0		4.7	91.9	3.4	0		
PHF	.656	.750	.724	.000	.831	.625	.825	.883	.000	.855	.650	.500	.500	.000	.729	.708	.975	.912	.000	.962	.954





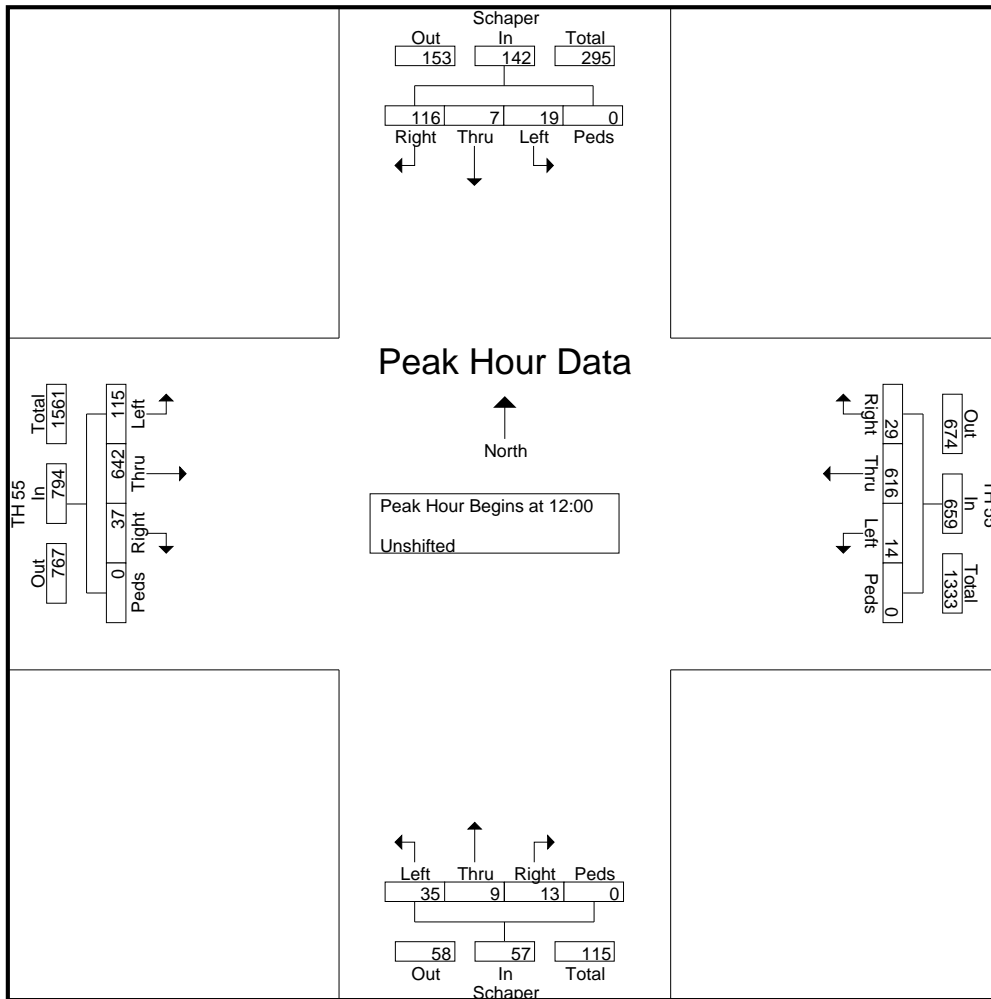
# MINNESOTA DEPT OF TRANSPORTATION

## TRAFFIC DATA COLLECTION - METRO

File Name : TH 55 @ SHAPER RD 2006  
 Site Code : 08032512  
 Start Date : 8/3/2006  
 Page No : 4

Start Time	Schaper Southbound					TH 55 Westbound					Schaper Northbound					TH 55 Eastbound					Int. Total
	Left	Thru	Right	Peds	App. Total	Left	Thru	Right	Peds	App. Total	Left	Thru	Right	Peds	App. Total	Left	Thru	Right	Peds	App. Total	
12:00	4	1	36	0	41	1	159	7	0	167	13	4	3	0	20	31	136	8	0	175	403
12:15	3	4	20	0	27	4	152	6	0	162	7	3	5	0	15	22	169	7	0	198	402
12:30	5	1	28	0	34	4	137	8	0	149	9	1	3	0	13	36	169	5	0	210	406
12:45	7	1	32	0	40	5	168	8	0	181	6	1	2	0	9	26	168	17	0	211	441
Total Volume	19	7	116	0	142	14	616	29	0	659	35	9	13	0	57	115	642	37	0	794	1652
% App. Total	13.4	4.9	81.7	0		2.1	93.5	4.4	0		61.4	15.8	22.8	0		14.5	80.9	4.7	0		
PHF	.679	.438	.806	.000	.866	.700	.917	.906	.000	.910	.673	.563	.650	.000	.713	.799	.950	.544	.000	.941	.937

Peak Hour Analysis From 10:00 to 13:45 - Peak 1 of 1  
 Peak Hour for Entire Intersection Begins at 12:00





# MINNESOTA DEPT OF TRANSPORTATION

## TRAFFIC DATA COLLECTION - METRO

File Name : TH 55 @ SHAPER RD 2006  
 Site Code : 08032512  
 Start Date : 8/3/2006  
 Page No : 5

Start Time	Schaper Southbound					TH 55 Westbound					Schaper Northbound					TH 55 Eastbound					Int. Total
	Left	Thru	Right	Peds	App. Total	Left	Thru	Right	Peds	App. Total	Left	Thru	Right	Peds	App. Total	Left	Thru	Right	Peds	App. Total	
16:30	0	0	44	0	44	0	280	16	0	296	0	0	12	0	12	0	372	32	0	404	756
16:45	0	0	39	0	39	0	253	12	0	265	0	0	11	0	11	0	309	20	0	329	644
17:00	5	1	46	0	52	0	281	7	0	288	1	0	29	0	30	9	530	7	0	546	916
17:15	4	0	38	0	42	0	302	15	0	317	0	0	3	0	3	1	401	11	0	413	775
Total Volume	9	1	167	0	177	0	1116	50	0	1166	1	0	55	0	56	10	1612	70	0	1692	3091
% App. Total	5.1	0.6	94.4	0		0	95.7	4.3	0		1.8	0	98.2	0		0.6	95.3	4.1	0		
PHF	.450	.250	.908	.000	.851	.000	.924	.781	.000	.920	.250	.000	.474	.000	.467	.278	.760	.547	.000	.775	.844

Peak Hour Analysis From 14:00 to 17:45 - Peak 1 of 1  
 Peak Hour for Entire Intersection Begins at 16:30

