

TH 65 at Viking (CSAH 22)  
 Count Date: 4/4/2017 and 7/7/2019 for 4:45am-6am counts  
 Counted By: JDA; SH for 4:45-6am

Start Time	ORIGINAL INTERSECTION GEOMETRY												15 Min Total
	Southbound			Westbound			Northbound			Eastbound			
	Left	Thru	Right	Left	Thru	Right	Left	Thru	Right	Left	Thru	Right	
6:00	1	441	6	42	15	4	5	36	5	3	13	26	597
6:15	4	530	10	75	15	5	6	68	3	7	7	38	768
6:30	2	475	5	72	15	5	2	96	4	4	11	40	731
6:45	7	415	6	74	14	3	13	84	11	8	17	51	703
7:00	8	374	14	65	13	13	15	114	10	14	15	48	703
7:15	8	463	9	58	19	20	11	123	9	12	21	99	792
7:30	10	428	6	75	22	13	8	125	15	3	15	38	756
7:45	8	344	8	49	15	10	13	140	13	13	16	42	672
8:00	7	294	5	39	9	6	24	120	15	6	15	35	575
8:15	7	282	7	36	15	7	23	94	14	6	11	33	535
8:30	9	258	16	34	7	8	18	95	17	6	13	42	523
8:45	6	208	7	31	17	14	16	115	11	7	5	27	464
9:00	14	216	8	29	9	7	22	89	8	11	9	26	448
9:15	12	181	13	26	12	6	15	93	13	9	6	34	420
9:30	6	184	5	23	11	5	20	106	16	8	14	35	433
9:45	13	183	10	30	12	9	21	104	21	4	13	26	446
10:00	5	185	8	25	10	6	19	114	9	9	9	23	422
10:15	5	139	5	12	6	2	20	112	16	7	6	23	353
10:30	6	140	13	25	14	9	15	111	15	11	7	17	383
10:45	7	134	3	26	9	6	14	110	12	9	5	28	361
11:00	7	161	4	17	10	8	27	92	19	16	6	15	382
11:15	7	134	8	14	8	1	18	121	24	7	9	23	374
11:30	9	146	4	28	9	6	17	146	14	8	5	11	403
11:45	8	108	6	17	7	6	25	130	19	11	8	19	364
12:00	3	143	10	18	4	13	32	133	23	6	10	18	413
12:15	5	148	7	16	5	10	21	124	27	9	7	16	395
12:30	9	145	11	24	8	7	20	165	18	6	8	16	437
12:45	8	116	11	22	6	9	24	125	32	14	8	23	398
13:00	7	150	9	21	5	6	20	142	31	9	11	21	432
13:15	10	157	7	21	8	2	26	159	19	14	7	22	452
13:30	5	142	11	22	10	4	28	188	13	11	3	19	456
13:45	13	148	6	27	17	5	34	191	35	7	11	25	519
14:00	14	133	5	26	7	8	26	186	25	10	9	17	466
14:15	11	140	9	22	12	7	54	200	23	14	5	18	515
14:30	19	156	8	22	11	9	47	248	25	16	8	20	589
14:45	13	145	12	22	19	6	35	277	37	15	21	18	620
15:00	6	120	14	19	16	5	33	289	36	9	12	25	584
15:15	11	162	10	17	13	7	37	399	49	14	10	29	758
15:30	11	169	9	22	16	8	63	363	55	18	12	26	772
15:45	16	209	17	7	18	10	67	396	79	16	12	25	872
16:00	16	154	8	43	14	30	41	385	56	14	14	37	812
16:15	14	206	12	17	14	8	65	481	75	14	16	29	951
16:30	18	165	8	31	21	21	62	416	52	17	29	27	897
16:45	23	212	17	33	13	15	77	462	61	19	23	19	974
17:00	17	166	15	39	19	14	70	431	32	27	22	32	884
17:15	23	209	5	22	19	6	73	467	38	30	19	30	941
17:30	13	143	9	29	28	14	72	419	24	19	20	32	822
17:45	22	161	7	21	14	9	45	334	43	13	16	20	705
18:00	17	138	13	28	15	10	39	268	31	9	16	24	608
18:15	14	178	10	21	16	9	47	279	30	11	16	24	655
18:30	8	100	8	13	6	13	38	218	29	18	15	28	494
18:45	10	90	7	22	13	3	39	189	33	4	15	21	446
Moment Tot:	532	10728	461	1569	660	443	1622	10472	1344	582	631	1400	30444

Cars:	504	10350	444	1525	625	421	1560	10105	1310	551	597	1331
Trucks:	28	378	17	44	35	22	62	367	34	31	34	69
% Trucks:	5.263158	3.52349	3.687635	2.804334	5.30303	4.966614	3.822441	3.504584	2.529762	5.32846	5.388273	4.928571

Start Time	North U-Turn			
	Southbound		Northbound	
	Thru	U-Turn	Thru	U-Turn
4:45		242		24
5:00		359		43
5:15		471		59
5:30		441		45
5:45		517		54
6:00		448	43	57
6:15		544	80	90
6:30		482	105	87
6:45		428	95	88
7:00		396	141	78
7:15		480	155	77
7:30		444	139	97
7:45		360	163	64
8:00		306	132	48
8:15		296	107	51
8:30		283	109	41
8:45		221	136	48
9:00		238	107	38
9:15		206	108	38
9:30		195	119	34
9:45		206	117	42
10:00		198	129	35
10:15		149	121	18
10:30		159	131	39
10:45		144	123	35
11:00		172	116	27
11:15		149	129	22
11:30		159	160	37
11:45		122	147	24
12:00		156	152	22
12:15		160	143	21
12:30		165	178	32
12:45		135	148	28
13:00		166	157	26
13:15		174	175	29
13:30		158	203	32
13:45		167	209	44
14:00		152	204	31
14:15		160	221	34
14:30		183	273	33
14:45		170	298	41
15:00		140	303	35
15:15		183	420	30
15:30		189	389	38
15:45		242	422	25
16:00		178	429	57
16:15		232	503	31
16:30		191	454	52
16:45		252	496	46
17:00		198	472	38
17:15		237	503	41
17:30		165	452	57
17:45		190	356	35
18:00		168	287	43
18:15		202	299	37
18:30		116	248	19
18:45		107	196	35

Start Time	Middle Intersection							
	Southbound		Westbound		Northbound		Eastbound	
	Left	Thru	Right	Right	Left	Thru	Right	Right
6:00	1	483	21	61	5	39	18	43
6:15	4	605	25	95	6	75	10	52
6:30	2	547	20	92	2	100	15	55
6:45	7	489	20	91	13	92	28	76
7:00	8	439	27	91	15	128	25	77
7:15	8	521	28	97	11	135	30	72
7:30	10	503	28	108	8	128	30	56
7:45	8	393	23	74	13	153	29	71
8:00	7	333	14	54	24	126	30	56
8:15	7	318	22	58	23	100	25	50
8:30	9	292	23	49	18	101	30	61
8:45	6	239	24	62	16	122	15	39
9:00	14	245	17	45	22	100	17	46
9:15	12	207	25	44	15	102	10	49
9:30	6	207	16	39	20	114	30	57
9:45	13	213	22	51	21	108	34	43
10:00	5	210	18	41	19	123	18	41
10:15	5	151	11	20	20	119	22	36
10:30	6	165	27	48	15	122	22	35
10:45	7	160	12	39	14	119	17	42
11:00	7	178	14	35	27	108	25	37
11:15	7	148	16	23	18	128	33	39
11:30	9	174	13	43	17	154	19	24
11:45	8	125	13	30	25	141	27	38
12:00	3	161	14	35	32	139	33	34
12:15	5	164	12	31	21	133	34	32
12:30	9	169	19	39	20	171	26	30
12:45	8	138	17	37	24	139	40	45
13:00	7	171	14	32	20	151	42	41
13:15	10	178	15	31	26	173	26	43
13:30	5	164	21	36	28	199	16	33
13:45	13	175	23	49	34	198	46	43
14:00	14	159	12	41	26	196	34	36
14:15	11	162	21	41	54	214	28	37
14:30	19	178	19	42	47	264	33	44
14:45	13	167	31	47	35	292	58	54
15:00	6	139	30	40	33	298	48	46
15:15	11	179	23	37	37	413	59	53
15:30	11	191	25	46	63	381	67	56
15:45	16	216	35	35	67	412	91	53
16:00	16	197	22	87	41	399	70	65
16:15	14	223	26	39	65	495	91	59
16:30	18	196	29	73	62	433	81	73
16:45	23	245	30	61	77	461	84	61
17:00	17	205	34	72	70	458	54	81
17:15	23	231	24	47				

Location: TH 65 at Viking Blvd (CSAH 22)  
 Count Date: 4/4/2017  
 Counted By: JDA



**TURNING MOVEMENT COUNT DATA**

**All Vehicles**

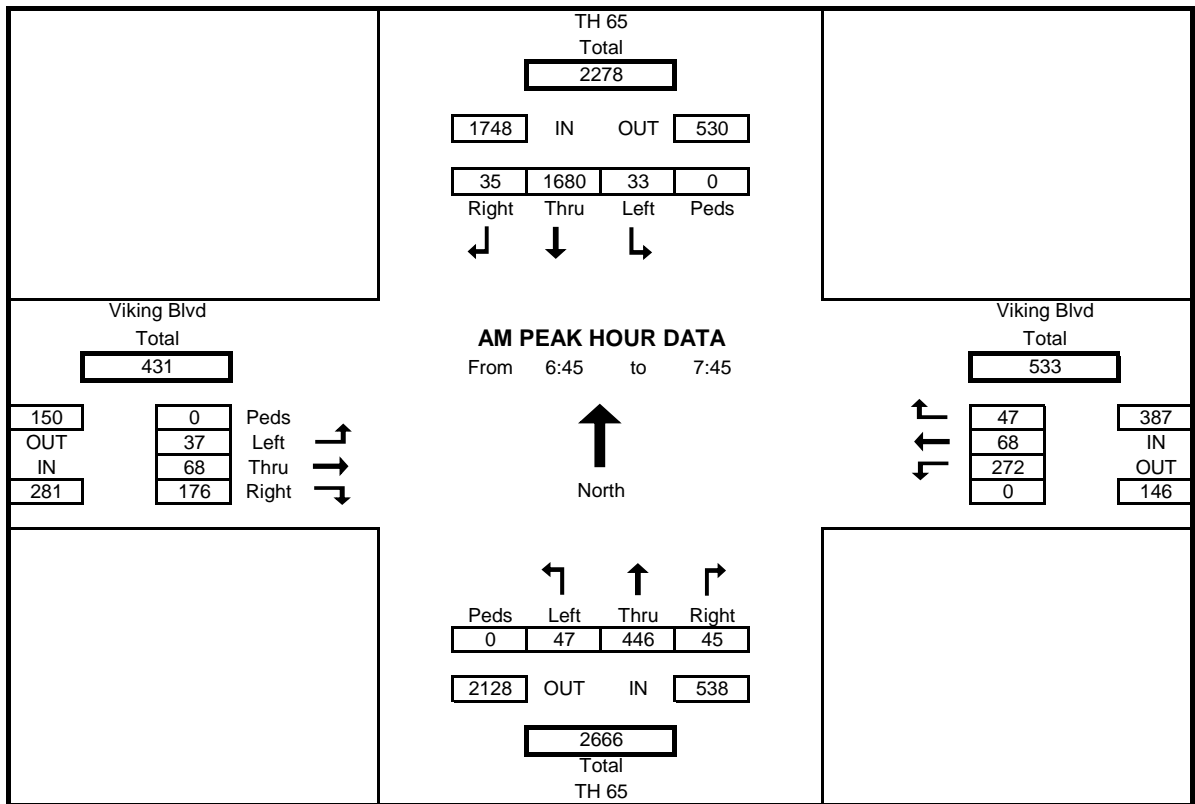
Start Time	TH 65				Viking Blvd				TH 65				Viking Blvd				Int. Total
	Southbound				Westbound				Northbound				Eastbound				
	Left	Thru	Right	Peds	Left	Thru	Right	Peds	Left	Thru	Right	Peds	Left	Thru	Right	Peds	
6:00	1	441	6	0	42	15	4	0	5	36	5	0	3	13	26	0	597
6:15	4	530	10	0	75	15	5	0	6	68	3	0	7	7	38	0	768
6:30	2	475	5	0	72	15	5	0	2	96	4	0	4	11	40	0	731
6:45	7	415	6	0	74	14	3	0	13	84	11	0	8	17	51	0	703
7:00	8	374	14	0	65	13	13	0	15	114	10	0	14	15	48	0	703
7:15	8	463	9	0	58	19	20	0	11	123	9	0	12	21	39	0	792
7:30	10	428	6	0	75	22	11	0	8	125	15	0	3	15	38	0	756
7:45	8	344	8	0	49	15	10	0	13	140	13	0	13	16	42	0	671
8:00	7	294	5	0	39	9	6	0	24	120	15	0	6	15	35	0	575
8:15	7	282	7	0	36	15	7	0	23	94	14	0	6	11	33	0	535
8:30	9	258	16	0	34	7	8	0	18	95	17	0	6	13	42	0	523
8:45	6	208	7	0	31	17	14	0	16	115	11	0	7	5	27	0	464
9:00	14	216	8	0	29	9	7	0	22	89	8	0	11	9	26	0	448
9:15	12	181	13	0	26	12	6	0	15	93	13	0	9	6	34	0	420
9:30	6	184	5	0	23	11	5	0	20	106	16	0	8	14	35	0	433
9:45	13	183	10	0	30	12	9	0	21	104	21	0	4	13	26	0	446
10:00	5	185	8	0	25	10	6	0	19	114	9	0	9	9	23	0	422
10:15	5	139	5	0	12	6	2	0	20	112	16	0	7	6	23	0	353
10:30	6	140	13	0	25	14	9	0	15	111	15	0	11	7	17	0	383
10:45	7	134	3	0	26	9	4	0	14	110	12	0	9	5	28	0	361
11:00	7	161	4	0	17	10	8	0	27	92	19	0	16	6	15	0	382
11:15	7	134	8	0	14	8	1	0	18	121	24	0	7	9	23	0	374
11:30	9	146	4	0	28	9	6	0	17	146	14	0	8	5	11	0	403
11:45	8	108	6	0	17	7	6	0	25	130	19	0	11	8	19	0	364
12:00	3	143	10	0	18	4	13	0	32	133	23	0	6	10	18	0	413
12:15	5	148	7	0	16	5	10	0	21	124	27	0	9	7	16	0	395
12:30	9	145	11	0	24	8	7	0	20	165	18	0	6	8	16	0	437
12:45	8	116	11	0	22	6	9	0	24	125	32	0	14	8	23	0	398
13:00	7	150	9	0	21	5	6	0	20	142	31	0	9	11	21	0	432
13:15	10	157	7	0	21	8	2	0	26	159	19	0	14	7	22	0	452
13:30	5	142	11	0	22	10	4	0	28	188	13	0	11	3	19	0	456
13:45	13	148	6	0	27	17	5	0	34	191	35	0	7	11	25	0	519
14:00	14	133	5	0	26	7	8	0	26	186	25	0	10	9	17	0	466
14:15	11	140	9	0	22	12	7	0	54	200	23	0	14	5	18	0	515
14:30	19	156	8	0	22	11	9	0	47	248	25	0	16	8	20	0	589
14:45	13	145	12	0	22	19	6	0	35	277	37	0	15	21	18	0	620
15:00	6	120	14	0	19	16	5	0	33	289	36	0	9	12	25	0	584
15:15	11	162	10	0	17	13	7	0	37	399	49	0	14	10	29	0	758
15:30	11	169	9	0	22	16	8	0	63	363	55	0	18	12	26	0	772
15:45	16	209	17	0	7	18	10	0	67	396	79	0	16	12	25	0	872
16:00	16	154	8	0	43	14	30	0	41	385	56	0	14	14	37	0	812
16:15	14	206	12	0	17	14	8	0	65	481	75	0	14	16	29	0	951
16:30	18	165	8	0	31	21	21	0	62	416	52	0	17	29	27	0	867
16:45	23	212	17	0	33	13	15	0	77	462	61	0	19	23	19	0	974
17:00	17	166	15	0	39	19	14	0	70	431	32	0	27	22	32	0	884
17:15	23	209	5	0	22	19	6	0	73	467	38	0	30	19	30	0	941
17:30	13	143	9	0	29	28	14	0	72	419	24	0	19	20	32	0	822
17:45	22	161	7	0	21	14	9	0	45	334	43	0	13	16	20	0	705
18:00	17	138	13	0	28	15	10	0	39	268	31	0	9	16	24	0	608
18:15	14	178	10	0	21	16	9	0	47	279	30	0	11	16	24	0	655
18:30	8	100	8	0	13	6	13	0	38	218	29	0	18	15	28	0	494
18:45	10	90	7	0	22	13	3	0	39	189	33	0	4	15	21	0	446
Total	532	10728	461	0	1569	660	443	0	1622	10472	1344	0	582	631	1400	0	30444
Cars+	504	10350	444	0	1525	625	421	0	1560	10105	1310	0	551	597	1331	0	29323
Trucks	28	378	17	0	44	35	22	0	62	367	34	0	31	34	69	0	1121
% Trucks	5.6	3.7	3.8	0.0	2.9	5.6	5.2	0.0	4.0	3.6	2.6	0.0	5.6	5.7	5.2	0.0	3.8
		3.7				3.9				3.6				5.4			

Location: TH 65 at Viking Blvd (CSAH 22)  
 Count Date: 4/4/2017  
 Counted By: JDA



**AM PEAK HOUR TURNING MOVEMENT DATA**  
 All Vehicles

Start Time	TH 65				Viking Blvd				TH 65				Viking Blvd				Int. Total
	Southbound				Westbound				Northbound				Eastbound				
	Left	Thru	Right	Peds	Left	Thru	Right	Peds	Left	Thru	Right	Peds	Left	Thru	Right	Peds	
6:45	7	415	6	0	74	14	3	0	13	84	11	0	8	17	51	0	703
7:00	8	374	14	0	65	13	13	0	15	114	10	0	14	15	48	0	703
7:15	8	463	9	0	58	19	20	0	11	123	9	0	12	21	39	0	792
7:30	10	428	6	0	75	22	11	0	8	125	15	0	3	15	38	0	756
<b>Total</b>	<b>33</b>	<b>1680</b>	<b>35</b>	<b>0</b>	<b>272</b>	<b>68</b>	<b>47</b>	<b>0</b>	<b>47</b>	<b>446</b>	<b>45</b>	<b>0</b>	<b>37</b>	<b>68</b>	<b>176</b>	<b>0</b>	<b>2954</b>
% App. Total	1.9	96.1	2.0	0.0	15.6	3.9	2.7	0.0	2.7	25.5	2.6	0.0	2.1	3.9	10.1	0.0	
PHF	0.825	0.907	0.625	0.000	0.907	0.773	0.588	0.000	0.783	0.892	0.750	0.000	0.661	0.810	0.863	0.000	0.932
% Trucks	10.0	1.9	0.0	0.0	2.6	1.5	0.0	0.0	6.8	4.4	4.7	0.0	19.4	4.6	2.9	0.0	2.8
		2.0				2.1				4.7				5.2			

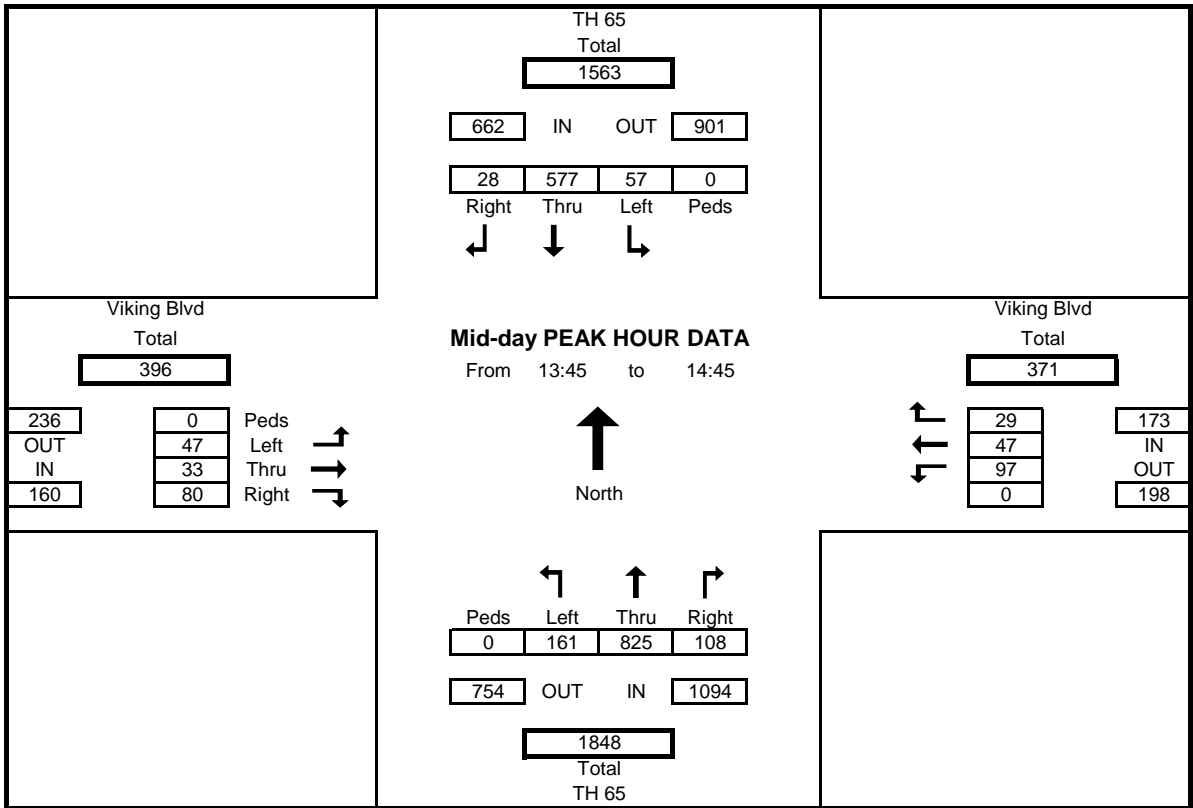


Location: TH 65 at Viking Blvd (CSAH 22)  
 Count Date: 4/4/2017  
 Counted By: JDA



**Mid-Day PEAK HOUR TURNING MOVEMENT DATA**  
 All Vehicles

Start Time	TH 65				Viking Blvd				TH 65				Viking Blvd				Int. Total
	Southbound				Westbound				Northbound				Eastbound				
	Left	Thru	Right	Peds	Left	Thru	Right	Peds	Left	Thru	Right	Peds	Left	Thru	Right	Peds	
13:45	13	148	6	0	27	17	5	0	34	191	35	0	7	11	25	0	519
14:00	14	133	5	0	26	7	8	0	26	186	25	0	10	9	17	0	466
14:15	11	140	9	0	22	12	7	0	54	200	23	0	14	5	18	0	515
14:30	19	156	8	0	22	11	9	0	47	248	25	0	16	8	20	0	589
Total	57	577	28	0	97	47	29	0	161	825	108	0	47	33	80	0	2089
% App. Total	8.6	87.2	4.2	0.0	14.7	7.1	4.4	0.0	24.3	124.6	16.3	0.0	7.1	5.0	12.1	0.0	
PHF	0.750	0.925	0.778	0.000	0.898	0.691	0.806	0.000	0.745	0.832	0.771	0.000	0.734	0.750	0.800	0.000	0.887
% Trucks	9.6	6.3	3.7	0.0	5.4	11.9	16.0	0.0	3.2	4.6	1.9	0.0	14.6	3.1	5.3	0.0	5.5
	6.4				8.8				4.1				7.4				

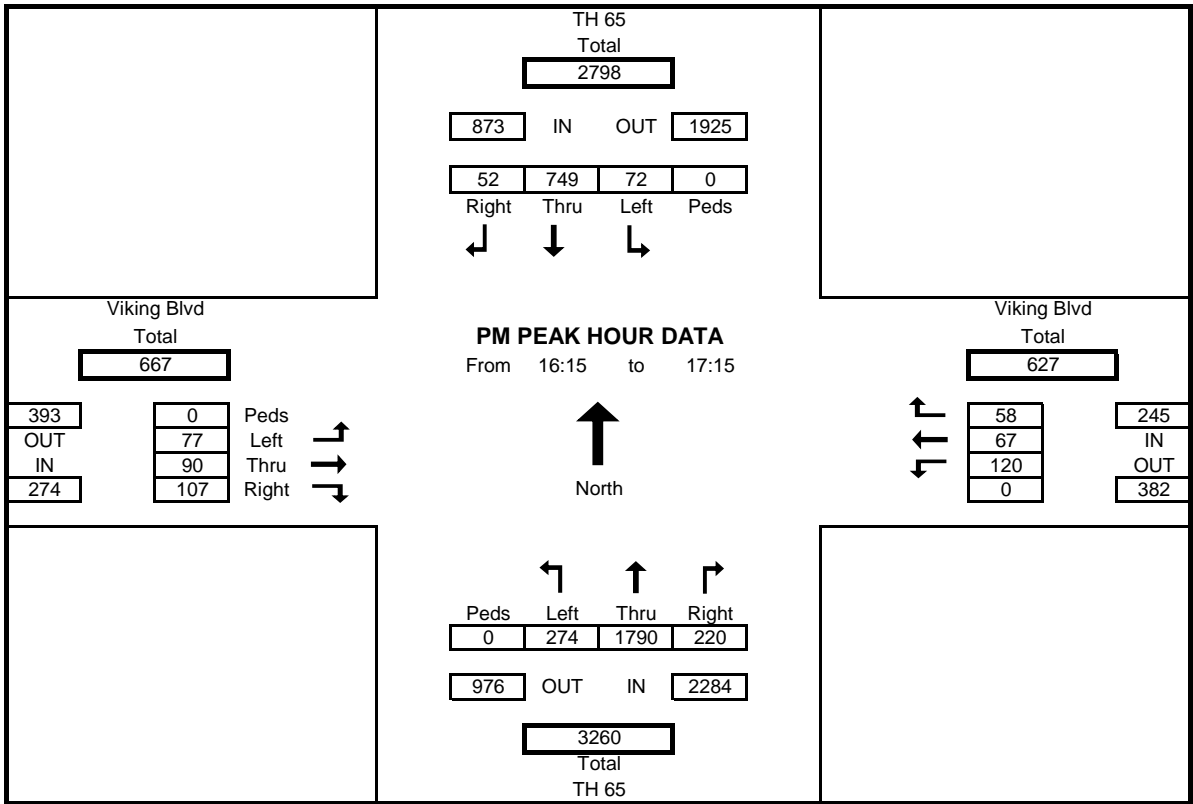


Location: TH 65 at Viking Blvd (CSAH 22)  
 Count Date: 4/4/2017  
 Counted By: JDA



**AM PEAK HOUR TURNING MOVEMENT DATA**  
 All Vehicles

Start Time	TH 65				Viking Blvd				TH 65				Viking Blvd				Int. Total
	Southbound				Westbound				Northbound				Eastbound				
	Left	Thru	Right	Peds	Left	Thru	Right	Peds	Left	Thru	Right	Peds	Left	Thru	Right	Peds	
16:15	14	206	12	0	17	14	8	0	65	481	75	0	14	16	29	0	951
16:30	18	165	8	0	31	21	21	0	62	416	52	0	17	29	27	0	867
16:45	23	212	17	0	33	13	15	0	77	462	61	0	19	23	19	0	974
17:00	17	166	15	0	39	19	14	0	70	431	32	0	27	22	32	0	884
<b>Total</b>	<b>72</b>	<b>749</b>	<b>52</b>	<b>0</b>	<b>120</b>	<b>67</b>	<b>58</b>	<b>0</b>	<b>274</b>	<b>1790</b>	<b>220</b>	<b>0</b>	<b>77</b>	<b>90</b>	<b>107</b>	<b>0</b>	<b>3676</b>
% App. Total	8.2	85.8	6.0	0.0	13.7	7.7	6.6	0.0	31.4	205.0	25.2	0.0	8.8	10.3	12.3	0.0	
PHF	0.783	0.883	0.765	0.000	0.769	0.798	0.690	0.000	0.890	0.930	0.733	0.000	0.713	0.776	0.836	0.000	0.944
% Trucks	2.9	2.7	2.0	0.0	0.8	0.0	0.0	0.0	1.1	1.1	0.9	0.0	0.0	2.3	1.9	0.0	1.4
	2.7				0.4				1.1				1.5				



Location: TH 65 at Viking Blvd (CSAH 22)  
 Count Date: 4/4/2017  
 Counted By: JDA



**TURNING MOVEMENT COUNT DATA**

Cars+

Start Time	TH 65				Viking Blvd				TH 65				Viking Blvd				Int. Total
	Southbound				Westbound				Northbound				Eastbound				
	Left	Thru	Right	Peds	Left	Thru	Right	Peds	Left	Thru	Right	Peds	Left	Thru	Right	Peds	
6:00	1	433	6	0	42	14	4	0	3	33	5	0	3	13	24	0	581
6:15	2	520	10	0	75	15	5	0	5	63	3	0	7	7	38	0	750
6:30	1	469	5	0	72	14	5	0	2	88	4	0	4	11	39	0	714
6:45	6	406	6	0	74	14	3	0	11	83	11	0	7	15	49	0	685
7:00	7	365	14	0	63	13	13	0	15	107	9	0	12	15	46	0	679
7:15	8	458	9	0	58	19	20	0	10	120	9	0	9	20	38	0	778
7:30	9	420	6	0	70	21	11	0	8	117	14	0	3	15	38	0	732
7:45	7	332	8	0	47	14	10	0	12	130	13	0	13	15	38	0	639
8:00	6	282	5	0	37	8	6	0	21	116	14	0	6	10	35	0	546
8:15	7	273	7	0	36	15	7	0	20	91	10	0	6	11	33	0	516
8:30	9	251	13	0	32	7	7	0	14	88	15	0	6	11	39	0	492
8:45	5	200	7	0	30	14	13	0	16	102	11	0	6	5	26	0	435
9:00	14	210	8	0	29	8	6	0	20	79	8	0	10	8	23	0	423
9:15	12	172	13	0	26	12	6	0	13	85	13	0	8	4	33	0	397
9:30	6	173	5	0	23	10	5	0	19	97	16	0	8	12	32	0	406
9:45	13	180	9	0	29	11	7	0	18	95	20	0	3	12	21	0	418
10:00	4	173	6	0	25	10	5	0	18	98	9	0	8	8	21	0	385
10:15	3	134	5	0	12	6	1	0	20	103	16	0	5	6	20	0	331
10:30	6	126	13	0	24	11	9	0	14	106	14	0	11	7	17	0	358
10:45	6	128	3	0	22	7	4	0	12	102	12	0	8	5	27	0	336
11:00	7	153	4	0	16	10	7	0	26	83	18	0	15	6	14	0	359
11:15	7	124	6	0	14	8	1	0	18	115	23	0	7	7	22	0	352
11:30	8	135	2	0	27	8	5	0	17	137	14	0	7	5	11	0	376
11:45	8	99	6	0	17	6	6	0	24	124	19	0	10	7	15	0	341
12:00	3	130	10	0	17	4	11	0	30	123	21	0	5	8	16	0	378
12:15	4	137	7	0	16	5	9	0	20	114	26	0	9	7	14	0	368
12:30	9	141	11	0	24	8	7	0	20	155	17	0	6	8	15	0	421
12:45	7	109	11	0	21	5	7	0	20	117	32	0	14	8	21	0	372
13:00	7	140	8	0	21	5	6	0	19	127	30	0	7	10	18	0	398
13:15	10	143	6	0	21	7	1	0	25	153	19	0	14	7	19	0	425
13:30	4	135	11	0	21	10	3	0	25	179	13	0	10	2	17	0	430
13:45	11	139	6	0	27	17	4	0	34	184	33	0	6	11	22	0	494
14:00	13	128	5	0	25	7	6	0	26	175	25	0	10	8	17	0	445
14:15	11	131	9	0	21	9	7	0	50	190	23	0	11	5	17	0	484
14:30	17	145	7	0	19	9	8	0	46	240	25	0	14	8	20	0	558
14:45	10	140	12	0	20	18	5	0	34	263	37	0	14	19	18	0	590
15:00	6	114	14	0	18	15	5	0	31	284	35	0	8	12	23	0	565
15:15	11	157	10	0	17	12	7	0	37	387	48	0	14	9	27	0	736
15:30	11	162	7	0	21	14	8	0	59	355	54	0	18	12	26	0	747
15:45	15	202	17	0	7	17	10	0	67	391	74	0	15	10	24	0	849
16:00	16	152	8	0	36	11	30	0	40	379	56	0	14	14	35	0	791
16:15	14	200	12	0	17	14	8	0	64	475	75	0	14	16	28	0	937
16:30	18	162	8	0	30	21	21	0	61	413	51	0	17	28	26	0	856
16:45	21	208	16	0	33	13	15	0	76	458	60	0	19	22	19	0	960
17:00	17	159	15	0	39	19	14	0	70	425	32	0	27	22	32	0	871
17:15	23	205	5	0	21	18	6	0	72	463	38	0	30	19	29	0	929
17:30	13	141	9	0	29	28	14	0	72	418	23	0	19	20	32	0	818
17:45	22	158	7	0	20	14	8	0	45	330	43	0	13	16	20	0	696
18:00	17	133	13	0	28	15	10	0	38	264	31	0	8	16	24	0	597
18:15	14	174	10	0	21	16	9	0	47	279	28	0	11	16	24	0	649
18:30	8	100	8	0	13	6	13	0	37	214	29	0	18	15	28	0	489
18:45	10	89	6	0	22	13	3	0	39	188	32	0	4	14	21	0	441
Total	504	10350	444	0	1525	625	421	0	1560	10105	1310	0	551	597	1331	0	29323
Cars+	504	10350	444	0	1525	625	421	0	1560	10105	1310	0	551	597	1331	0	29323
Trucks	28	378	17	0	44	35	22	0	62	367	34	0	31	34	69	0	1121
% Trucks	5.6	3.7	3.8	0.0	2.9	5.6	5.2	0.0	4.0	3.6	2.6	0.0	5.6	5.7	5.2	0.0	3.8
		3.7				3.9				3.6				5.4			

Location: TH 65 at Viking Blvd (CSAH 22)  
 Count Date: 4/4/2017  
 Counted By: JDA



**TURNING MOVEMENT COUNT DATA**  
**Heavy Vehicles**

Start Time	TH 65				Viking Blvd				TH 65				Viking Blvd				Int. Total
	Southbound				Westbound				Northbound				Eastbound				
	Left	Thru	Right	Bikes	Left	Thru	Right	Bikes	Left	Thru	Right	Bikes	Left	Thru	Right	Bikes	
6:00	0	8	0	0	0	1	0	0	2	3	0	0	0	0	2	0	16
6:15	2	10	0	0	0	0	0	0	1	5	0	0	0	0	0	0	18
6:30	1	6	0	0	0	1	0	0	0	8	0	0	0	0	1	0	17
6:45	1	9	0	0	0	0	0	0	2	1	0	0	1	2	2	0	18
7:00	1	9	0	0	2	0	0	0	0	7	1	0	2	0	2	0	24
7:15	0	5	0	0	0	0	0	0	1	3	0	0	3	1	1	0	14
7:30	1	8	0	0	5	1	0	0	0	8	1	0	0	0	0	0	24
7:45	1	12	0	0	2	1	0	0	1	10	0	0	0	1	4	0	32
8:00	1	12	0	0	2	1	0	0	3	4	1	0	0	5	0	0	29
8:15	0	9	0	0	0	0	0	0	3	3	4	0	0	0	0	0	19
8:30	0	7	3	0	2	0	1	0	4	7	2	0	0	2	3	0	31
8:45	1	8	0	0	1	3	1	0	0	13	0	0	1	0	1	0	29
9:00	0	6	0	0	0	1	1	0	2	10	0	0	1	1	3	0	25
9:15	0	9	0	0	0	0	0	0	2	8	0	0	1	2	1	0	23
9:30	0	11	0	0	0	1	0	0	1	9	0	0	0	2	3	0	27
9:45	0	3	1	0	1	1	2	0	3	9	1	0	1	1	5	0	28
10:00	1	12	2	0	0	0	1	0	1	16	0	0	1	1	2	0	37
10:15	2	5	0	0	0	0	1	0	0	9	0	0	2	0	3	0	22
10:30	0	14	0	0	1	3	0	0	1	5	1	0	0	0	0	0	25
10:45	1	6	0	0	4	2	0	0	2	8	0	0	1	0	1	0	25
11:00	0	8	0	0	1	0	1	0	1	9	1	0	1	0	1	0	23
11:15	0	10	2	0	0	0	0	0	0	6	1	0	0	2	1	0	22
11:30	1	11	2	0	1	1	1	0	0	9	0	0	1	0	0	0	27
11:45	0	9	0	0	0	1	0	0	1	6	0	0	1	1	4	0	23
12:00	0	13	0	0	1	0	2	0	2	10	2	0	1	2	2	0	35
12:15	1	11	0	0	0	0	1	0	1	10	1	0	0	0	2	0	27
12:30	0	4	0	0	0	0	0	0	0	10	1	0	0	0	1	0	16
12:45	1	7	0	0	1	1	2	0	4	8	0	0	0	0	2	0	26
13:00	0	10	1	0	0	0	0	0	1	15	1	0	2	1	3	0	34
13:15	0	14	1	0	0	1	1	0	1	6	0	0	0	0	3	0	27
13:30	1	7	0	0	1	0	1	0	3	9	0	0	1	1	2	0	26
13:45	2	9	0	0	0	0	1	0	0	7	2	0	1	0	3	0	25
14:00	1	5	0	0	1	0	2	0	0	11	0	0	0	1	0	0	21
14:15	0	9	0	0	1	3	0	0	4	10	0	0	3	0	1	0	31
14:30	2	11	1	0	3	2	1	0	1	8	0	0	2	0	0	0	31
14:45	3	5	0	0	2	1	1	0	1	14	0	0	1	2	0	0	30
15:00	0	6	0	0	1	1	0	0	2	5	1	0	1	0	2	0	19
15:15	0	5	0	0	0	1	0	0	0	12	1	0	0	1	2	0	22
15:30	0	7	2	0	1	2	0	0	4	8	1	0	0	0	0	0	25
15:45	1	7	0	0	0	1	0	0	0	5	5	0	1	2	1	0	23
16:00	0	2	0	0	7	3	0	0	1	6	0	0	0	0	2	0	21
16:15	0	6	0	0	0	0	0	0	1	6	0	0	0	0	1	0	14
16:30	0	3	0	0	1	0	0	0	1	3	1	0	0	1	1	0	11
16:45	2	4	1	0	0	0	0	0	1	4	1	0	0	1	0	0	14
17:00	0	7	0	0	0	0	0	0	0	6	0	0	0	0	0	0	13
17:15	0	4	0	0	1	1	0	0	1	4	0	0	0	0	1	0	12
17:30	0	2	0	0	0	0	0	0	0	1	1	0	0	0	0	0	4
17:45	0	3	0	0	1	0	1	0	0	4	0	0	0	0	0	0	9
18:00	0	5	0	0	0	0	0	0	1	4	0	0	1	0	0	0	11
18:15	0	4	0	0	0	0	0	0	0	0	2	0	0	0	0	0	6
18:30	0	0	0	0	0	0	0	0	1	4	0	0	0	0	0	0	5
18:45	0	1	1	0	0	0	0	0	0	1	1	0	0	1	0	0	5
Total	28	378	17	0	44	35	22	0	62	367	34	0	31	34	69	0	1121
Cars+	504	10350	444	0	1525	625	421	0	1560	10105	1310	0	551	597	1331	0	29323
Trucks	28	378	17	0	44	35	22	0	62	367	34	0	31	34	69	0	1121
% Trucks	5.6	3.7	3.8	0.0	2.9	5.6	5.2	0.0	4.0	3.6	2.6	0.0	5.6	5.7	5.2	0.0	3.8
		3.7				3.9				3.6				5.4			

# Alliant Engineering Inc Minneapolis, MN 55415

TH-65 at Viking Blvd NE / CSAH-22  
Ref.Pt.: 023.872  
data by Alliant Inc  
TURN MOVEMENT COUNT

File Name : 22 - TH 65 & Viking Blvd, 10-25-11  
Site Code : 22  
Start Date : 10/25/2011  
Page No : 1

Groups Printed- Cars + - Trucks

Start Time	TH-65 Southbound					Viking Blvd NE / CSAH-22 Westbound					TH-65 Northbound					Viking Blvd NE / CSAH-22 Eastbound					Int. Total
	UTrn	Left	Thru	Right	Peds	UTrn	Left	Thru	Right	Peds	UTrn	Left	Thru	Right	Peds	UTrn	Left	Thru	Right	Peds	
06:00	0	4	408	12	0	0	44	17	3	0	0	3	34	7	0	0	1	9	44	0	586
06:15	0	3	472	17	0	0	60	19	2	0	0	8	61	3	0	0	8	14	37	0	704
06:30	1	11	347	11	0	0	60	18	10	0	0	9	96	3	0	0	3	21	50	0	640
06:45	0	5	401	15	0	0	68	20	6	0	0	10	74	8	0	0	5	18	44	0	674
Total	1	23	1628	55	0	0	232	74	21	0	0	30	265	21	0	0	17	62	175	0	2604
07:00	1	4	333	7	0	0	56	18	7	0	0	2	89	7	0	0	4	7	50	0	585
07:15	0	6	363	9	0	0	55	28	6	0	0	13	100	9	0	0	11	19	34	0	653
07:30	0	4	336	8	0	0	63	21	7	0	0	5	135	12	0	0	21	25	49	0	686
07:45	0	5	350	12	0	0	45	11	5	0	0	8	84	13	0	0	9	10	32	0	584
Total	1	19	1382	36	0	0	219	78	25	0	0	28	408	41	0	0	45	61	165	0	2508
08:00	0	3	222	14	0	0	42	17	7	0	0	3	75	9	0	0	13	17	36	0	458
08:15	0	4	228	9	0	0	40	15	16	0	0	5	80	12	0	0	7	11	32	0	459
08:30	0	3	208	18	0	0	33	5	13	0	0	11	83	14	0	0	14	10	26	0	438
08:45	0	7	205	10	0	0	32	10	6	0	0	6	80	12	0	0	4	9	27	0	408
Total	0	17	863	51	0	0	147	47	42	0	0	25	318	47	0	0	38	47	121	0	1763
09:00	0	6	174	11	0	0	26	18	6	0	0	7	87	10	0	0	8	10	28	0	391
09:15	0	3	145	11	0	0	29	12	6	0	1	17	67	15	0	0	14	13	24	0	357
Total	0	9	319	22	0	0	55	30	12	0	1	24	154	25	0	0	22	23	52	0	748
10:30	1	2	111	5	0	0	23	8	6	0	0	16	98	17	0	0	11	9	22	0	329
10:45	0	4	132	6	0	0	16	6	2	0	0	11	100	16	0	0	6	10	17	0	326
Total	1	6	243	11	0	0	39	14	8	0	0	27	198	33	0	0	17	19	39	0	655
11:00	0	3	108	9	0	0	26	11	3	0	1	6	85	15	0	0	8	7	20	0	302
11:15	0	5	122	5	0	0	27	17	4	0	1	12	95	18	0	0	3	6	23	0	338
11:30	0	6	117	11	0	0	24	8	3	0	1	11	114	18	0	0	13	14	13	0	353
11:45	0	9	135	7	0	0	14	15	4	0	0	9	140	14	0	0	12	10	18	0	387
Total	0	23	482	32	0	0	91	51	14	0	3	38	434	65	0	0	36	37	74	0	1380
12:00	0	4	143	11	0	0	26	2	10	0	0	14	85	14	0	0	8	6	16	0	339
12:15	0	5	141	8	0	0	17	7	8	0	0	21	117	26	0	0	6	7	16	0	379
12:30	0	3	102	6	0	0	23	7	3	0	0	14	114	19	0	0	9	10	26	0	336
12:45	0	21	98	9	0	0	22	12	3	0	0	23	126	14	0	0	9	10	17	0	364
Total	0	33	484	34	0	0	88	28	24	0	0	72	442	73	0	0	32	33	75	0	1418
13:00	0	6	126	10	0	0	26	6	11	0	1	21	117	25	0	0	10	15	15	0	389
13:15	0	6	152	10	0	0	21	7	3	0	0	19	127	29	0	0	13	4	15	0	406
Total	0	12	278	20	0	0	47	13	14	0	1	40	244	54	0	0	23	19	30	0	795
14:30	0	6	129	7	0	0	24	15	6	0	0	24	221	26	0	0	14	12	17	0	501
14:45	0	10	149	16	0	0	15	15	11	0	0	23	279	25	0	0	14	7	21	0	585
Total	0	16	278	23	0	0	39	30	17	0	0	47	500	51	0	0	28	19	38	0	1086
15:00	0	6	103	12	0	0	19	10	8	0	0	25	225	39	0	0	8	12	20	0	487
15:15	0	8	131	11	0	0	21	17	6	0	0	41	315	38	0	0	21	21	20	0	650
15:30	0	10	134	10	0	0	20	16	10	0	1	24	281	49	2	0	33	25	20	0	635
15:45	0	10	129	7	0	0	25	18	13	0	0	27	349	49	0	0	20	15	14	0	676
Total	0	34	497	40	0	0	85	61	37	0	1	117	1170	175	2	0	82	73	74	0	2448
16:00	0	6	132	13	0	0	20	15	9	0	0	38	374	54	0	0	23	9	25	0	718
16:15	0	9	131	19	0	0	24	15	20	0	0	41	371	66	0	0	24	10	21	1	752
16:30	0	13	152	16	0	0	21	20	17	0	0	57	393	50	0	0	27	22	27	0	815
16:45	0	13	167	11	0	0	15	21	13	0	0	44	465	48	0	0	18	30	29	0	874
Total	0	41	582	59	0	0	80	71	59	0	0	180	1603	218	0	0	92	71	102	1	3159
17:00	0	11	154	8	0	0	31	20	11	0	0	29	410	60	0	0	27	27	17	0	805
17:15	0	9	155	8	0	0	22	16	19	0	0	48	364	69	0	0	14	23	29	0	776
17:30	0	10	168	7	0	0	19	12	7	0	0	42	422	47	0	0	23	17	30	0	804
17:45	0	3	119	13	0	0	19	16	4	0	1	37	348	50	0	0	11	21	32	0	674
Total	0	33	596	36	0	0	91	64	41	0	1	156	1544	226	0	0	75	88	108	0	3059
Grand Total	3	266	7632	419	0	0	1213	561	314	0	7	784	7280	1029	2	0	507	552	1053	1	21623
Apprch %	0	3.2	91.7	5	0	0	58.1	26.9	15	0	0.1	8.6	80	11.3	0	0	24	26.1	49.8	0	
Total %	0	1.2	35.3	1.9	0	0	5.6	2.6	1.5	0	0	3.6	33.7	4.8	0	0	2.3	2.6	4.9	0	
Cars +	2	253	7318	384	0	0	1182	517	290	0	7	704	6989	999	2	0	462	489	975	1	20574
% Cars +	66.7	95.1	95.9	91.6	0	0	97.4	92.2	92.4	0	100	89.8	96	97.1	100	0	91.1	88.6	92.6	100	95.1
Trucks	1	13	314	35	0	0	31	44	24	0	0	80	291	30	0	0	45	63	78	0	1049
% Trucks	33.3	4.9	4.1	8.4	0	0	2.6	7.8	7.6	0	0	10.2	4	2.9	0	0	8.9	11.4	7.4	0	4.9




# Alliant Engineering Inc Minneapolis, MN 55415

TH-65 at Viking Blvd NE / CSAH-22  
Ref.Pt.: 023.872  
data by Alliant Inc  
TURN MOVEMENT COUNT

File Name : 22 - TH 65 & Viking Blvd, 10-25-11  
Site Code : 22  
Start Date : 10/25/2011  
Page No : 2

Start Time	TH-65 Southbound					Viking Blvd NE / CSAH-22 Westbound					TH-65 Northbound					Viking Blvd NE / CSAH-22 Eastbound					Int. Total				
	UTrn	Left	Thru	Right	Peds	App. Total	UTrn	Left	Thru	Right	Peds	App. Total	UTrn	Left	Thru	Right	Peds	App. Total	UTrn	Left		Thru	Right	Peds	App. Total
06:00	0	4	408	12	0	424	0	44	17	3	0	64	0	3	34	7	0	44	0	1	9	44	0	54	586
06:15	0	3	472	17	0	492	0	60	19	2	0	81	0	8	61	3	0	72	0	8	14	37	0	59	704
06:30	1	11	347	11	0	370	0	60	18	10	0	88	0	9	96	3	0	108	0	3	21	50	0	74	640
06:45	0	5	401	15	0	421	0	68	20	6	0	94	0	10	74	8	0	92	0	5	18	44	0	67	674
Total Volume	1	23	1628	55	0	1707	0	232	74	21	0	327	0	30	265	21	0	316	0	17	62	175	0	254	2604
% App. Total	0.1	1.3	95.4	3.2	0		0	70.9	22.6	6.4	0		0	9.5	83.9	6.6	0		0	6.7	24.4	68.9	0		
PHF	.250	.523	.862	.809	.000	.867	.000	.853	.925	.525	.000	.870	.000	.750	.690	.656	.000	.731	.000	.531	.738	.875	.000	.858	.925

Peak Hour Analysis From 06:00 to 09:15 - Peak 1 of 1  
Peak Hour for Entire Intersection Begins at 06:00

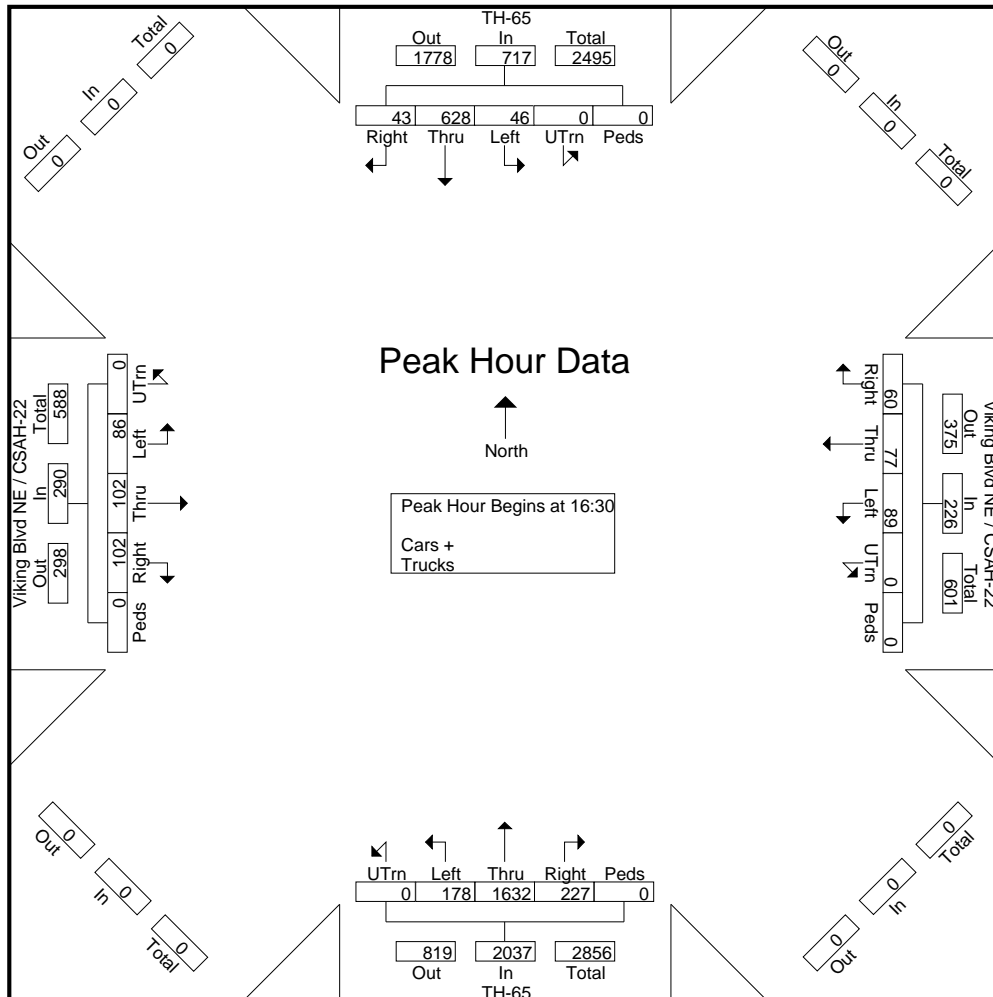


# Alliant Engineering Inc Minneapolis, MN 55415

TH-65 at Viking Blvd NE / CSAH-22  
 Ref.Pt.: 023.872  
 data by Alliant Inc  
 TURN MOVEMENT COUNT

File Name : 22 - TH 65 & Viking Blvd, 10-25-11  
 Site Code : 22  
 Start Date : 10/25/2011  
 Page No : 3

Start Time	TH-65 Southbound						Viking Blvd NE / CSAH-22 Westbound						TH-65 Northbound						Viking Blvd NE / CSAH-22 Eastbound						Int. Total
	UTrn	Left	Thru	Right	Peds	App. Total	UTrn	Left	Thru	Right	Peds	App. Total	UTrn	Left	Thru	Right	Peds	App. Total	UTrn	Left	Thru	Right	Peds	App. Total	
Peak Hour Analysis From 14:30 to 17:45 - Peak 1 of 1																									
Peak Hour for Entire Intersection Begins at 16:30																									
16:30	0	13	152	16	0	181	0	21	20	17	0	58	0	57	393	50	0	500	0	27	22	27	0	76	815
16:45	0	13	167	11	0	191	0	15	21	13	0	49	0	44	465	48	0	557	0	18	30	29	0	77	874
17:00	0	11	154	8	0	173	0	31	20	11	0	62	0	29	410	60	0	499	0	27	27	17	0	71	805
17:15	0	9	155	8	0	172	0	22	16	19	0	57	0	48	364	69	0	481	0	14	23	29	0	66	776
Total Volume	0	46	628	43	0	717	0	89	77	60	0	226	0	178	1632	227	0	2037	0	86	102	102	0	290	3270
% App. Total	0	6.4	87.6	6	0		0	39.4	34.1	26.5	0		0	8.7	80.1	11.1	0		0	29.7	35.2	35.2	0		
PHF	.000	.885	.940	.672	.000	.938	.000	.718	.917	.789	.000	.911	.000	.781	.877	.822	.000	.914	.000	.796	.850	.879	.000	.942	.935



# Alliant Engineering Inc Minneapolis, MN 55415

TH-65 at Viking Blvd NE / CSAH-22  
Ref.Pt.: 023.872 EAST BETHEL  
data by Alliant Engineering Inc  
TURN MOVEMENT COUNT

File Name : TH-65 at Viking Blvd NE CSAH-22 2009  
Site Code : 00000022  
Start Date : 1/20/2009  
Page No : 1

### Groups Printed- Unshifted

Start Time	TH-65 Southbound				Viking Blvd NE / CSAH-22 Westbound				TH-65 Northbound				Viking Blvd NE / CSAH-22 Eastbound				Int. Total
	Left	Thru	Right	Peds	Left	Thru	Right	Peds	Left	Thru	Right	Peds	Left	Thru	Right	Peds	
06:00	1	370	9	0	43	19	5	0	4	31	2	0	2	9	33	0	528
06:15	5	400	24	0	27	24	5	0	6	39	5	0	4	13	36	0	588
06:30	5	356	13	0	39	14	8	0	4	56	0	0	4	13	26	0	538
06:45	3	343	14	0	57	23	9	0	6	70	4	0	5	9	52	0	595
Total	14	1469	60	0	166	80	27	0	20	196	11	0	15	44	147	0	2249
07:00	5	325	14	2	56	15	1	0	7	66	2	0	3	8	48	0	552
07:15	6	307	16	0	58	27	3	0	9	62	3	0	8	16	26	0	541
07:30	6	334	16	0	33	13	6	0	10	113	9	0	10	20	36	0	606
07:45	5	264	10	0	38	15	8	0	9	74	4	0	7	16	32	0	482
Total	22	1230	56	2	185	70	18	0	35	315	18	0	28	60	142	0	2181
08:00	7	208	6	0	30	6	7	0	11	70	4	0	3	9	32	0	393
08:15	6	208	8	0	29	16	7	0	4	79	13	0	4	11	26	0	411
08:30	5	203	14	0	33	16	7	0	6	67	1	0	9	10	21	0	392
08:45	2	167	4	0	23	12	16	0	4	66	4	0	5	11	19	0	333
Total	20	786	32	0	115	50	37	0	25	282	22	0	21	41	98	0	1529
09:00	11	165	8	0	32	10	13	0	8	68	9	0	2	5	6	0	337
09:15	8	159	7	0	18	14	6	0	10	77	11	0	5	15	16	0	346
*** BREAK ***																	
Total	19	324	15	0	50	24	19	0	18	145	20	0	7	20	22	0	683
*** BREAK ***																	
10:30	3	83	8	0	20	6	6	0	7	74	9	0	17	7	12	0	252
10:45	11	110	5	0	8	8	9	0	12	70	14	0	5	3	7	0	262
Total	14	193	13	0	28	14	15	0	19	144	23	0	22	10	19	0	514
11:00	2	95	5	0	10	5	0	0	16	70	18	0	6	5	9	0	241
11:15	0	97	8	0	17	8	3	0	15	93	9	0	8	5	12	0	275
11:30	5	105	1	0	13	7	6	0	21	81	6	0	5	6	5	0	261
11:45	2	120	4	0	21	9	6	0	14	87	15	0	5	8	9	0	300
Total	9	417	18	0	61	29	15	0	66	331	48	0	24	24	35	0	1077
12:00	4	108	4	0	11	4	3	0	15	96	17	0	11	7	10	0	290
12:15	1	117	20	0	14	14	8	0	12	96	11	0	6	9	12	0	320
12:30	4	117	6	0	6	6	8	0	10	120	17	0	8	9	17	0	328
12:45	5	134	8	0	16	4	2	0	12	115	23	0	5	3	10	0	337
Total	14	476	38	0	47	28	21	0	49	427	68	0	30	28	49	0	1275
13:00	4	102	6	0	16	3	8	0	15	101	10	0	7	12	11	0	295
13:15	3	86	5	0	18	8	4	0	14	123	21	0	6	11	7	0	306
*** BREAK ***																	
Total	7	188	11	0	34	11	12	0	29	224	31	0	13	23	18	0	601
*** BREAK ***																	
14:30	4	109	9	0	14	8	6	0	22	188	28	0	15	11	5	0	419
14:45	16	92	12	0	16	8	6	0	18	211	28	0	10	6	6	0	429
Total	20	201	21	0	30	16	12	0	40	399	56	0	25	17	11	0	848
15:00	7	93	8	0	13	11	6	0	26	241	37	0	18	10	8	0	478
15:15	2	119	6	0	24	8	8	0	33	292	33	0	24	13	6	0	568
15:30	4	132	13	0	12	12	21	0	29	263	43	0	20	16	9	0	574
15:45	13	119	13	0	23	25	11	0	24	344	44	0	12	26	12	0	666
Total	26	463	40	0	72	56	46	0	112	1140	157	0	74	65	35	0	2286

# Alliant Engineering Inc Minneapolis, MN 55415

TH-65 at Viking Blvd NE / CSAH-22  
 Ref.Pt.: 023.872 EAST BETHEL  
 data by Alliant Engineering Inc  
 TURN MOVEMENT COUNT

File Name : TH-65 at Viking Blvd NE CSAH-22 2009  
 Site Code : 00000022  
 Start Date : 1/20/2009  
 Page No : 2

**Groups Printed- Unshifted**

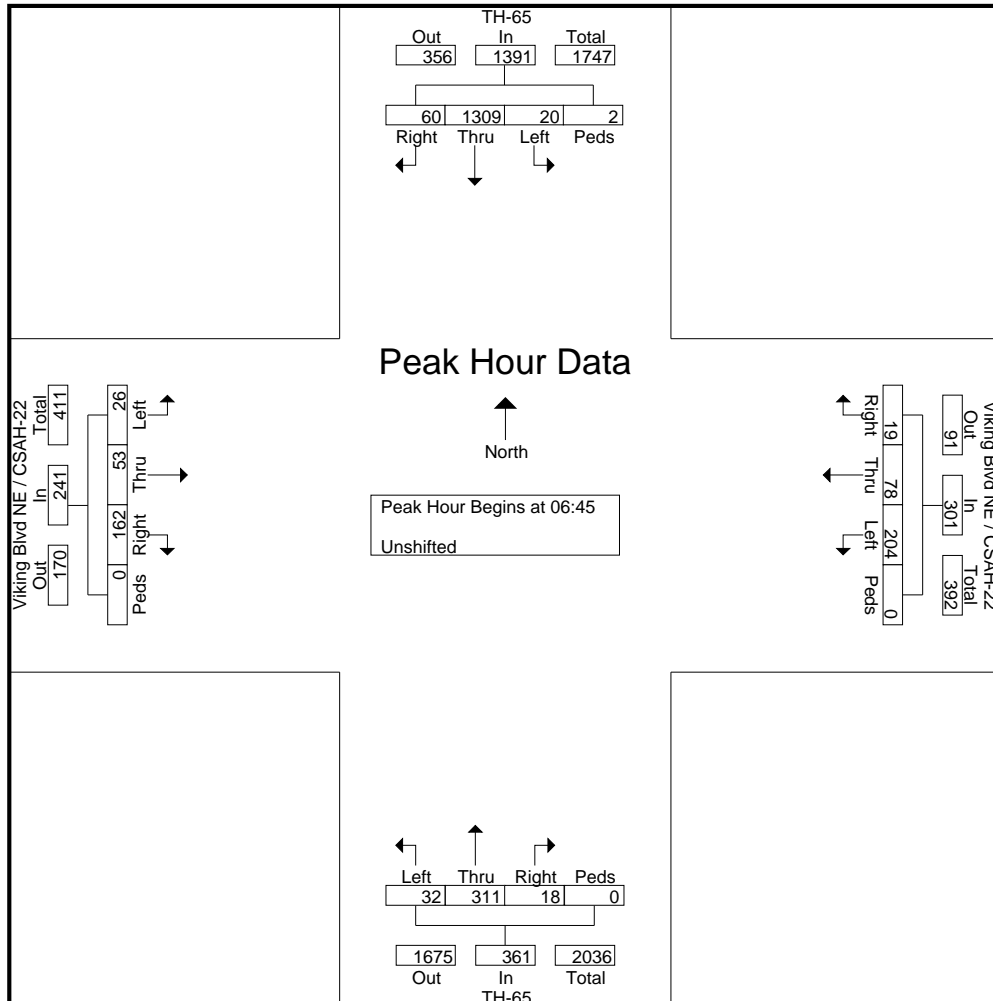
Start Time	TH-65 Southbound				Viking Blvd NE / CSAH-22 Westbound				TH-65 Northbound				Viking Blvd NE / CSAH-22 Eastbound				Int. Total
	Left	Thru	Right	Peds	Left	Thru	Right	Peds	Left	Thru	Right	Peds	Left	Thru	Right	Peds	
16:00	18	133	5	0	18	12	16	0	27	294	58	0	33	18	11	0	643
16:15	2	129	17	0	24	15	14	0	33	395	37	0	26	22	22	0	736
16:30	14	127	12	0	11	16	15	0	33	391	39	0	22	23	22	0	725
16:45	12	116	17	0	21	25	18	0	46	366	41	0	20	30	13	0	725
Total	46	505	51	0	74	68	63	0	139	1446	175	0	101	93	68	0	2829
17:00	9	158	16	0	22	18	25	0	33	390	42	0	31	24	15	0	783
17:15	7	128	12	0	14	16	17	0	49	400	38	0	19	21	18	0	739
17:30	10	129	9	0	25	14	16	0	34	318	46	0	31	21	14	0	667
17:45	9	86	10	0	17	15	21	0	33	294	39	0	34	18	9	0	585
Total	35	501	47	0	78	63	79	0	149	1402	165	0	115	84	56	0	2774
Grand Total	246	6753	402	2	940	509	364	0	701	6451	794	0	475	509	700	0	18846
Apprch %	3.3	91.2	5.4	0	51.8	28.1	20.1	0	8.8	81.2	10	0	28.2	30.2	41.6	0	
Total %	1.3	35.8	2.1	0	5	2.7	1.9	0	3.7	34.2	4.2	0	2.5	2.7	3.7	0	

# Alliant Engineering Inc Minneapolis, MN 55415

TH-65 at Viking Blvd NE / CSAH-22  
 Ref.Pt.: 023.872 EAST BETHEL  
 data by Alliant Engineering Inc  
 TURN MOVEMENT COUNT

File Name : TH-65 at Viking Blvd NE CSAH-22 2009  
 Site Code : 00000022  
 Start Date : 1/20/2009  
 Page No : 3

Start Time	TH-65 Southbound					Viking Blvd NE / CSAH-22 Westbound					TH-65 Northbound					Viking Blvd NE / CSAH-22 Eastbound					Int. Total
	Left	Thru	Right	Peds	App. Total	Left	Thru	Right	Peds	App. Total	Left	Thru	Right	Peds	App. Total	Left	Thru	Right	Peds	App. Total	
Peak Hour Analysis From 06:00 to 08:45 - Peak 1 of 1																					
Peak Hour for Entire Intersection Begins at 06:45																					
06:45	3	343	14	0	360	57	23	9	0	89	6	70	4	0	80	5	9	52	0	66	595
07:00	5	325	14	2	346	56	15	1	0	72	7	66	2	0	75	3	8	48	0	59	552
07:15	6	307	16	0	329	58	27	3	0	88	9	62	3	0	74	8	16	26	0	50	541
07:30	6	334	16	0	356	33	13	6	0	52	10	113	9	0	132	10	20	36	0	66	606
Total Volume	20	1309	60	2	1391	204	78	19	0	301	32	311	18	0	361	26	53	162	0	241	2294
% App. Total	1.4	94.1	4.3	0.1		67.8	25.9	6.3	0		8.9	86.1	5	0		10.8	22	67.2	0		
PHF	.833	.954	.938	.250	.966	.879	.722	.528	.000	.846	.800	.688	.500	.000	.684	.650	.663	.779	.000	.913	.946



# Alliant Engineering Inc Minneapolis, MN 55415

TH-65 at Viking Blvd NE / CSAH-22  
 Ref.Pt.: 023.872 EAST BETHEL  
 data by Alliant Engineering Inc  
 TURN MOVEMENT COUNT

File Name : TH-65 at Viking Blvd NE CSAH-22 2009  
 Site Code : 00000022  
 Start Date : 1/20/2009  
 Page No : 4

Start Time	TH-65 Southbound					Viking Blvd NE / CSAH-22 Westbound					TH-65 Northbound					Viking Blvd NE / CSAH-22 Eastbound					Int. Total
	Left	Thru	Right	Peds	App. Total	Left	Thru	Right	Peds	App. Total	Left	Thru	Right	Peds	App. Total	Left	Thru	Right	Peds	App. Total	
Peak Hour Analysis From 15:00 to 17:45 - Peak 1 of 1																					
Peak Hour for Entire Intersection Begins at 16:30																					
16:30	14	127	12	0	153	11	16	15	0	42	33	391	39	0	463	22	23	22	0	67	725
16:45	12	116	17	0	145	21	25	18	0	64	46	366	41	0	453	20	30	13	0	63	725
17:00	9	158	16	0	183	22	18	25	0	65	33	390	42	0	465	31	24	15	0	70	783
17:15	7	128	12	0	147	14	16	17	0	47	49	400	38	0	487	19	21	18	0	58	739
Total Volume	42	529	57	0	628	68	75	75	0	218	161	1547	160	0	1868	92	98	68	0	258	2972
% App. Total	6.7	84.2	9.1	0		31.2	34.4	34.4	0		8.6	82.8	8.6	0		35.7	38	26.4	0		
PHF	.750	.837	.838	.000	.858	.773	.750	.750	.000	.838	.821	.967	.952	.000	.959	.742	.817	.773	.000	.921	.949

