

Intersection Name	TH 61/TH 96
City	White Bear Lake
State	Minnesota
Northbound Street	TH 61 (Blues Highway)
Southbound Street	TH 61 (Blues Highway)
Eastbound Street	NA
Westbound Street	TH 96 (Lake Avenue)

Date and Time of Start of Count 1	02/27/2025	6:00:00
Date and Time of End of Count 1	02/27/2025	18:00:00
Date and Time of Start of Count 2		
Date and Time of End of Count 2		
Date and Time of Start of Count 3		
Date and Time of End of Count 3		

- NB
- SB
- EB
- WB



Classification Schema	
2-Classification Count	

NOTES	
-------	--

TOTAL

Date	Time	Southbound						Westbound						Northbound						Eastbound					
		U Turns	Left Turns	Straight Through	Right Turns	EB Crosswalk Crossings	WB Crosswalk Crossings	U Turns	Left Turns	Straight Through	Right Turns	NB Crosswalk Crossings	SB Crosswalk Crossings	U Turns	Left Turns	Straight Through	Right Turns	EB Crosswalk Crossings	WB Crosswalk Crossings	U Turns	Left Turns	Straight Through	Right Turns	NB Crosswalk Crossings	SB Crosswalk Crossings
2/27/2025	6:00	0	4	67	0	0	0	0	17	0	0	0	0	0	0	30	6	0	0	0	0	0	0	0	0
	6:15	0	3	107	0	0	0	0	24	0	0	0	0	0	0	58	11	0	0	0	0	0	0	0	0
	6:30	0	6	142	0	0	0	0	45	0	3	0	0	0	0	60	11	0	0	0	0	0	0	0	0
	6:45	0	11	164	0	0	0	0	48	0	0	0	0	0	0	62	18	0	0	0	0	0	0	0	0
	7:00	0	12	189	0	0	0	0	59	0	1	0	0	0	0	58	15	0	0	0	0	0	0	0	0
	7:15	1	18	233	0	0	0	0	79	0	4	0	0	0	0	97	33	0	0	0	0	0	0	0	0
	7:30	0	24	248	0	0	0	0	98	0	4	0	0	0	0	61	45	0	0	0	0	0	0	0	0
	7:45	0	12	226	0	0	0	0	69	0	3	0	0	0	0	95	46	0	0	0	0	0	0	0	0
	8:00	0	7	146	0	0	0	0	73	0	5	0	0	0	0	61	37	0	0	0	0	0	0	0	0
	8:15	0	13	170	0	0	0	0	62	0	3	0	0	0	0	67	35	0	0	0	0	0	0	0	0
	8:30	0	14	169	0	0	0	0	68	0	6	0	0	0	0	71	44	0	0	0	0	0	0	0	0
	8:45	0	11	177	0	0	0	0	61	0	1	0	0	0	0	108	37	0	0	0	0	0	0	0	0
	9:00	0	8	121	0	0	0	0	54	0	4	0	0	0	0	90	29	0	0	0	0	0	0	0	0
	9:15	0	6	137	0	0	0	0	41	0	3	0	0	0	0	81	37	0	0	0	0	0	0	0	0
	9:30	0	4	126	0	0	0	0	28	0	3	0	0	0	0	81	41	0	0	0	0	0	0	0	0
	9:45	0	7	129	0	0	0	0	47	0	1	0	0	0	0	73	23	0	0	0	0	0	0	0	0
	10:00	0	5	105	0	0	0	0	33	0	1	0	0	0	0	76	28	0	0	0	0	0	0	0	0
	10:15	0	5	121	0	0	0	0	52	0	0	0	0	0	0	89	28	0	0	0	0	0	0	0	0
	10:30	0	5	116	0	0	0	0	36	0	5	0	0	0	0	88	31	0	0	0	0	0	0	0	0
	10:45	0	3	112	0	0	0	0	40	0	7	0	0	0	0	99	36	0	0	0	0	0	0	0	0
	11:00	0	2	105	0	0	0	0	24	0	5	0	0	0	0	109	37	0	0	0	0	0	0	0	0
	11:15	0	7	127	0	0	0	0	45	0	3	0	0	0	0	109	40	0	0	0	0	0	0	0	0
	11:30	0	8	120	0	0	0	0	23	0	6	0	0	0	0	100	47	0	0	0	0	0	0	0	0
	11:45	0	4	124	0	0	0	0	43	0	7	0	0	0	0	106	54	0	0	0	0	0	0	0	0
	12:00	0	2	119	0	0	0	0	37	0	3	0	0	0	0	104	46	0	0	0	0	0	0	0	0
	12:15	0	3	146	0	0	0	0	45	0	3	0	0	0	0	120	37	0	0	0	0	0	0	0	0
	12:30	0	7	123	0	0	1	0	50	0	5	1	0	0	0	124	43	0	0	0	0	0	0	0	0
	12:45	0	2	95	0	1	0	0	44	0	2	0	0	0	0	132	54	1	0	0	0	0	0	0	0
	13:00	0	3	69	0	0	0	0	35	0	11	0	0	0	0	133	45	0	0	0	0	0	0	0	0
	13:15	0	5	116	0	0	0	0	38	0	9	0	0	0	0	146	69	0	0	0	0	0	0	0	0
	13:30	0	8	95	0	0	0	0	37	0	8	0	0	0	0	153	50	0	0	0	0	0	0	0	0
	13:45	0	10	103	0	0	0	0	34	0	6	0	0	0	0	144	54	0	0	0	0	0	0	0	0
	14:00	0	9	129	0	0	0	0	43	0	4	0	0	0	0	150	48	0	0	0	0	0	0	0	0
	14:15	0	8	114	0	0	0	0	36	0	4	0	0	0	0	165	61	0	0	0	0	0	0	0	0
	14:30	0	14	127	0	0	0	0	24	0	8	0	0	0	0	179	63	0	0	0	0	0	0	0	0
	14:45	0	15	143	0	0	0	0	55	0	2	0	0	0	0	144	67	0	0	0	0	0	0	0	0
	15:00	0	15	120	0	0	0	0	46	0	15	0	0	0	0	153	59	0	0	0	0	0	0	0	0
	15:15	0	10	131	0	0	0	0	48	0	7	0	0	0	0	211	71	0	0	0	0	0	0	0	0
	15:30	0	12	153	0	0	0	0	62	0	4	0	0	0	0	214	89	0	0	0	0	0	0	0	0
	15:45	0	13	148	0	0	0	0	57	0	3	0	0	0	0	199	67	0	0	0	0	0	0	0	0
	16:00	0	12	142	0	0	0	0	48	0	9	0	0	0	0	237	89	0	0	0	0	0	0	0	0
	16:15	0	20	135	0	0	0	0	49	0	6	0	0	0	0	224	94	0	0	0	0	0	0	0	0
	16:30	0	14	152	0	0	0	0	50	0	7	0	0	0	0	196	98	0	0	0	0	0	0	0	0
	16:45	0	13	166	0	0	0	0	56	0	13	0	0	1	0	239	95	0	0	0	0	0	0	0	0
	17:00	0	9	148	0	0	0	0	60	0	4	0	0	0	0	229	76	0	0	0	0	0	0	0	0
	17:15	0	13	120	0	0	0	0	57	0	2	0	0	0	0	209	64	0	0	0	0	0	0	0	0
	17:30	0	10	129	0	0	0	0	46	0	7	0	0	0	0	186	63	0	0	0	0	0	0	0	0
	17:45	0	8	142	0	0	0	0	58	0	3	0	0	0	0	188	66	0	0	0	0	0	0	0	0
	18:00	0	0	0	0	0	0	0	0	0	0	0	0	0	0	0	0	0	0	0	0	0	0	0	0
	TOTAL	1	434	6546	0	0	1	1	0	2284	0	220	0	1	0	6108	2337	1	0	0	0	0	0	0	0

The count data provided here is categorized in the following ways:

"Cars" are FHWA Classes 1-3 and designated vehicles from Class 5.

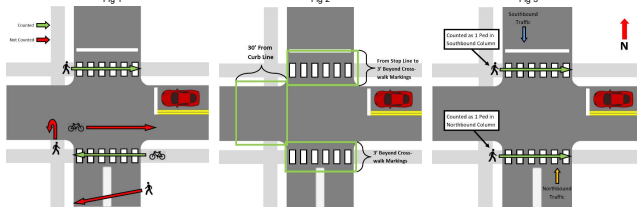
"Heavy Vehicles" are FHWA Classes 4-13 minus designated vehicles from Class 5.

"Bicycles" are bicycles in the roadway, not using crosswalk facilities. These movements are not included in the "Total" or "Summary" tabs.

"Ped Crossings" and "Bicycles in Crosswalk" are pedestrians and bicycles using the crosswalk facilities. These are in the "Cars" and "Heavy Vehicles" tabs and are included in the "Total" and "Summary" Tabs.

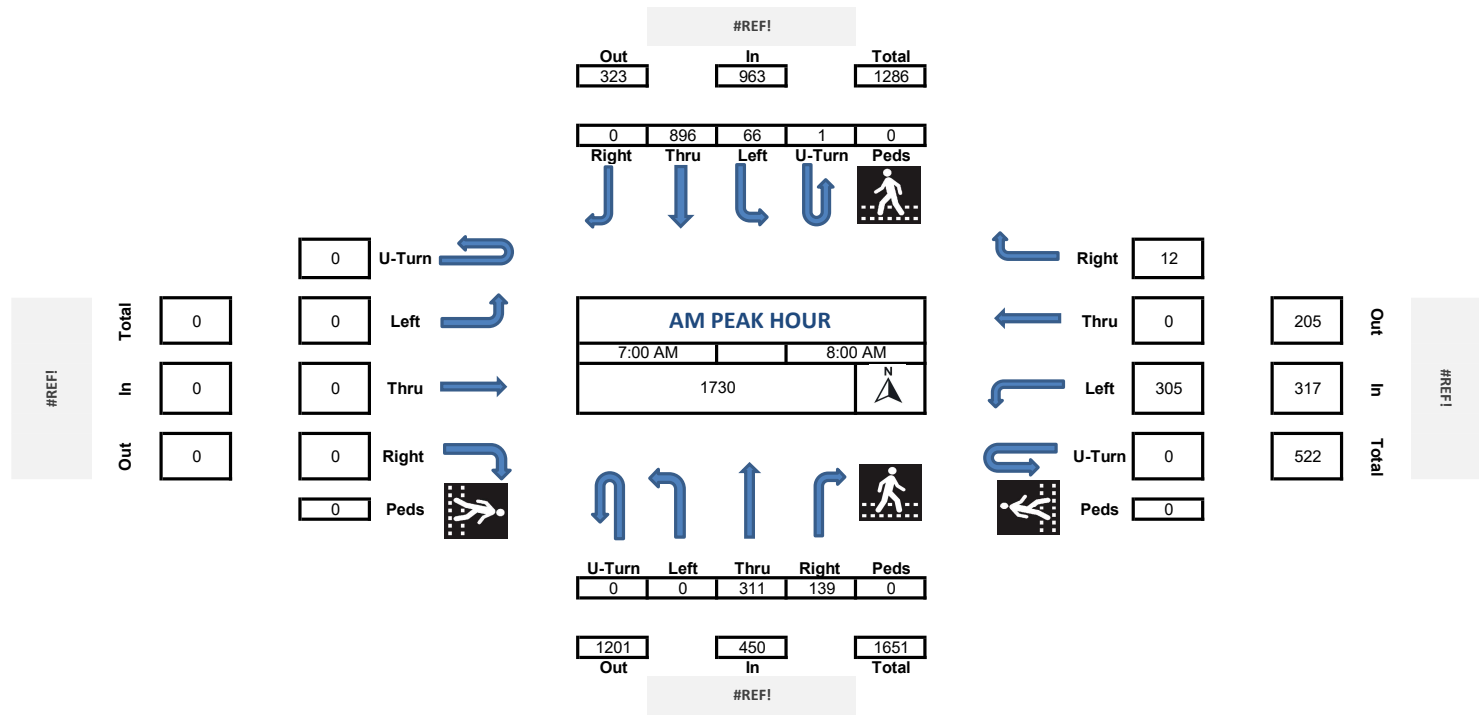
Pedestrians and Bicycles

A pedestrian in crosswalk or a bicycle in crosswalk are counted as a person or cyclist whom crosses completely from one corner of the intersection to an adjacent corner within the crossing area (Figure 1). The crossing areas are defined as follows: On intersection legs with crosswalk markings and a stop line the crossing area will be considered from the stop line to 3 ft beyond the crosswalk marking. On intersection legs with only crosswalk markings the crossing area will be considered from 3 ft from the crosswalk markings to 3 ft beyond. For intersections with no crosswalk markings the crossing area will be considered the area 30 ft from the curb line parallel to travel. Refer to Figure 2 for an illustration of the crossing area guidelines. The number counted in the result is representative of the crossing on the approaching leg, i.e. a pedestrian crossing the north side of the intersection is counted in the southbound pedestrians in crosswalk, as that is the approaching leg that they are crossing (Figure 3). Diagonal crossings are not counted unless the pedestrian is within the crossing area. Bicycles








Class 1 Motorcycles		Class 7 Four or more axle, single unit	
Class 2 Passenger cars		Class 8 Four or less axle, single trailer	
Class 3 Four tire, single unit		Class 9 5-Axle tractor semitrailer	
Class 4 Buses		Class 10 Six or more axle, single trailer	
Class 5 Two axle, six tire, single unit		Class 11 Five or less axle, multi-trailer	
Class 6 Three axle, single unit		Class 12 Six axle, multi-trailer	
		Class 13 Seven or more axle, multi-trailer	






3:15 PM	0	10	131	0	0	0	0	48	0	7	0	0	0	0	211	71	0	0	0	0	0	0	478	0
3:30 PM	0	12	153	0	0	0	0	62	0	4	0	0	0	0	214	89	0	0	0	0	0	0	534	0
3:45 PM	0	13	148	0	0	0	0	57	0	3	0	0	0	0	199	67	0	0	0	0	0	0	487	0
Hourly Total	0	50	552	0	0	0	0	213	0	29	0	0	0	0	777	286	0	0	0	0	0	0	1907	0
4:00 PM	0	12	142	0	0	0	0	48	0	9	0	0	0	0	237	89	0	0	0	0	0	0	537	0
4:15 PM	0	20	135	0	0	0	0	49	0	6	0	0	0	0	224	94	0	0	0	0	0	0	528	0
4:30 PM	0	14	152	0	0	0	0	50	0	7	0	0	0	0	196	98	0	0	0	0	0	0	517	0
4:45 PM	0	13	166	0	0	0	0	56	0	13	0	0	1	0	239	95	0	0	0	0	0	0	583	0
Hourly Total	0	59	595	0	0	0	0	203	0	35	0	0	1	0	896	376	0	0	0	0	0	0	2165	0
5:00 PM	0	9	148	0	0	0	0	60	0	4	0	0	0	0	229	76	0	0	0	0	0	0	526	0
5:15 PM	0	13	120	0	0	0	0	57	0	2	0	0	0	0	209	64	0	0	0	0	0	0	465	0
5:30 PM	0	10	129	0	0	0	0	46	0	7	0	0	0	0	186	63	0	0	0	0	0	0	441	0
5:45 PM	0	8	142	0	0	0	0	58	0	3	0	0	0	0	188	66	0	0	0	0	0	0	465	0
Hourly Total	0	40	539	0	0	0	0	221	0	16	0	0	0	0	812	269	0	0	0	0	0	0	1897	0
TOTAL	1	434	6546	0	1	1	0	2284	0	220	1	0	1	0	6108	2337	1	0	0	0	0	0	17931	4
Cars+	1	426	6351	0			0	2260	0	212			1	0	5922	2310			0	0	0	0		
Trucks	0	8	195	0			0	24	0	8			0	0	186	27			0	0	0	0		448
% Trucks	0.0	1.8	3.0	0.0			0.0	1.1	0.0	3.6			0.0	0.0	3.0	1.2			0.0	0.0	0.0	0.0		2.5
		2.9						1.3						2.5					0.0					









#REF!
Total
In
Out

0	U-Turn	
0	Left	
0	Thru	
0	Right	
0	Peds	






#REF!
Out
In
Total

0	595	59	0	0
Right	Thru	Left	U-Turn	Peds
				

PM PEAK HOUR	
4:00 PM	5:00 PM
2165	
	

				
U-Turn	Left	Thru	Right	Peds
1	0	896	376	0

798	1273	2071
Out	In	Total
#REF!		

	Right	35
	Thru	0
	Left	203
	U-Turn	0
	Peds	0

435	Out
238	In
673	Total
#REF!	