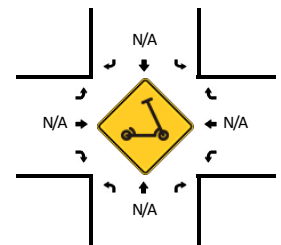
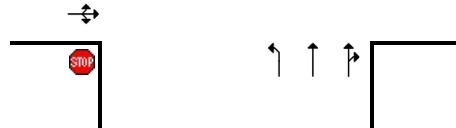
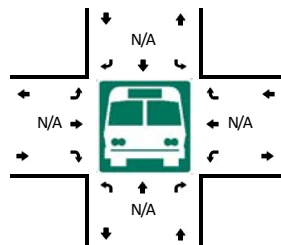
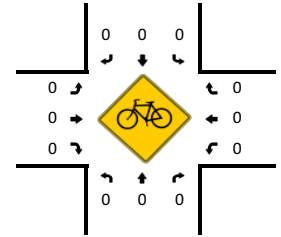
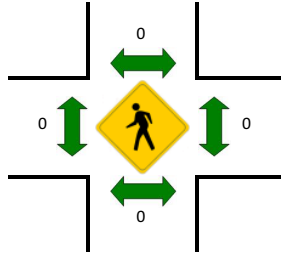
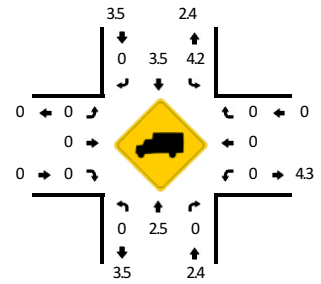
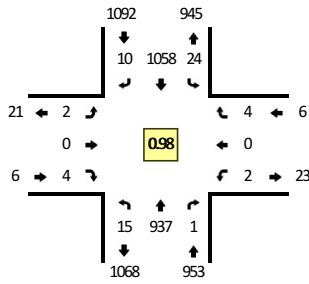


LOCATION: TH 61 -- 25th St
CITY/STATE: Hastings, MN

QC JOB #: 15608741
DATE: Tue, Feb 15 2022

Peak-Hour: 4:30 PM -- 5:30 PM
Peak 15-Min: 4:45 PM -- 5:00 PM



15-Min Count Period Beginning At	TH 61 (Northbound)				TH 61 (Southbound)				25th St (Eastbound)				25th St (Westbound)				Total	Hourly Totals
	Left	Thru	Right	U	Left	Thru	Right	U	Left	Thru	Right	U	Left	Thru	Right	U		
6:00 AM	0	149	0	0	1	60	0	0	2	0	0	0	0	0	0	0	212	
6:15 AM	0	154	0	0	0	85	1	0	0	0	1	1	0	0	0	0	241	
6:30 AM	0	197	0	0	1	100	0	0	0	0	0	0	0	0	1	0	299	
6:45 AM	0	184	0	0	1	118	0	0	0	0	0	0	0	0	0	0	303	1055
7:00 AM	1	273	0	0	0	117	0	0	2	0	2	0	1	0	1	0	397	1240
7:15 AM	0	260	0	0	3	123	1	0	2	0	0	0	0	0	3	0	392	1391
7:30 AM	0	305	0	0	1	140	1	0	3	0	0	0	1	0	0	0	451	1543
7:45 AM	0	223	0	0	3	193	1	0	0	0	0	0	0	0	1	0	421	1661
8:00 AM	1	142	1	1	2	128	2	0	0	0	1	0	0	0	0	0	278	1542
8:15 AM	0	198	0	0	1	115	3	0	1	0	0	0	1	0	1	0	320	1470
8:30 AM	2	164	0	1	1	123	0	0	2	0	1	0	1	0	1	0	296	1315
8:45 AM	0	148	0	0	5	130	2	0	0	0	0	0	0	0	1	0	286	1180
9:00 AM	3	154	0	1	2	127	0	0	0	0	1	0	1	0	0	0	289	1191
9:15 AM	1	126	0	0	0	120	0	0	1	0	1	0	0	0	0	0	249	1120
9:30 AM	1	121	0	0	0	127	0	0	0	0	0	0	0	0	0	0	249	1073
9:45 AM	0	124	0	0	2	126	0	1	0	0	1	0	0	0	0	0	254	1041
10:00 AM	1	167	0	1	0	109	0	1	1	0	1	0	0	0	1	0	282	1034
10:15 AM	1	136	0	0	1	116	0	0	0	0	1	0	0	0	0	0	256	1041
10:30 AM	1	133	0	0	0	123	0	1	0	0	0	0	0	0	0	0	258	1050
10:45 AM	0	142	0	0	2	126	0	0	0	0	0	0	0	0	0	0	270	1066
11:00 AM	2	147	0	0	0	128	1	0	0	0	2	0	1	0	2	0	283	1067
11:15 AM	0	154	0	0	1	139	2	0	0	0	1	0	0	0	0	0	297	1108
11:30 AM	1	163	0	0	1	157	1	1	0	0	0	0	1	0	0	0	325	1175
11:45 AM	1	142	0	1	1	159	2	3	0	1	0	0	0	0	1	0	311	1216
12:00 PM	0	189	0	0	3	164	3	3	0	0	0	0	0	0	0	0	362	1295
12:15 PM	1	160	0	0	2	138	1	1	0	0	0	0	0	0	0	0	303	1301
12:30 PM	0	158	0	0	2	181	2	1	1	0	1	0	0	0	0	0	346	1322
12:45 PM	2	145	0	0	0	152	1	0	0	0	1	0	0	0	0	0	301	1312
1:00 PM	1	155	0	0	1	158	0	1	1	0	0	0	1	0	0	0	318	1268
1:15 PM	2	138	0	0	0	154	2	0	0	0	0	0	0	0	1	0	297	1262
1:30 PM	1	192	0	0	4	158	1	1	3	0	0	0	1	0	0	0	361	1277
1:45 PM	2	168	0	0	4	172	0	0	1	0	0	0	1	0	0	0	348	1324
2:00 PM	1	185	0	0	2	148	0	3	0	0	1	0	0	0	0	0	340	1346
2:15 PM	0	207	0	0	3	197	3	0	0	0	2	0	1	0	0	0	413	1462
2:30 PM	0	155	0	0	9	218	4	1	2	0	1	0	1	0	0	0	391	1492
2:45 PM	2	176	0	0	11	271	2	0	1	0	0	0	0	1	0	0	464	1608
3:00 PM	2	273	0	0	4	214	2	1	0	1	1	0	0	0	2	0	500	1768
3:15 PM	2	196	0	1	3	215	0	1	0	0	0	0	0	0	0	0	418	1773
3:30 PM	1	188	0	0	4	242	4	1	1	0	0	0	0	0	0	0	441	1823

15-Min Count Period Beginning At	TH 61 (Northbound)				TH 61 (Southbound)				25th St (Eastbound)				25th St (Westbound)				Total	Hourly Totals
	Left	Thru	Right	U	Left	Thru	Right	U	Left	Thru	Right	U	Left	Thru	Right	U		
3:45 PM	1	188	0	0	4	249	3	1	0	0	3	0	0	0	0	0	449	1808
4:00 PM	3	207	0	0	8	266	5	0	1	0	0	0	0	0	0	0	490	1798
4:15 PM	1	231	0	1	6	237	1	0	1	0	0	0	0	0	0	0	478	1858
4:30 PM	1	237	0	2	1	248	3	0	2	0	0	0	0	0	1	0	495	1912
4:45 PM	2	232	0	0	8	274	3	0	0	0	1	0	1	0	2	0	523	1986
5:00 PM	3	243	0	1	7	265	1	0	0	0	2	0	0	0	1	0	523	2019
5:15 PM	5	225	1	1	6	271	3	2	0	0	1	0	1	0	0	0	516	2057
5:30 PM	1	205	0	0	4	220	2	0	0	0	0	0	0	0	0	0	432	1994
5:45 PM	1	150	1	0	9	260	2	3	0	0	0	0	0	0	0	0	426	1897
6:00 PM	2	186	0	0	3	211	0	2	0	0	0	0	2	0	2	0	408	1782
6:15 PM	1	142	0	0	6	183	0	2	0	0	0	0	0	0	0	0	334	1600
6:30 PM	1	124	0	1	4	157	0	1	0	0	1	0	0	0	0	0	289	1457
6:45 PM	1	111	0	0	2	160	1	0	0	0	1	0	1	0	0	0	277	1308
Peak 15-Min Flowrates	Northbound				Southbound				Eastbound				Westbound				Total	
	Left	Thru	Right	U	Left	Thru	Right	U	Left	Thru	Right	U	Left	Thru	Right	U		
All Vehicles	8	928	0	0	32	1096	12	0	0	0	4	0	4	0	8	0	2092	
Heavy Trucks	0	44	0	0	0	36	0	0	0	0	0	0	0	0	0	0	80	
Buses																		
Pedestrians		0				0				0				0			0	
Bicycles	0	0	0		0	0	0		0	0	0		0	0	0		0	
Scoters																		
<i>Comments:</i>																		

Report generated on 3/8/2022 8:21 AM

SOURCE: Quality Counts, LLC (<http://www.qualitycounts.net>) 1-877-580-2212