



MINNESOTA DEPT OF TRANSPORTATION

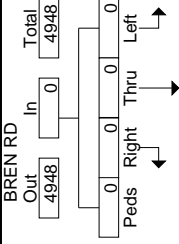
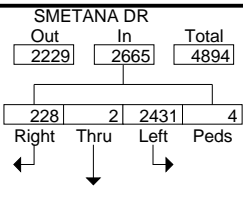
TRAFFIC DATA COLLECTION - METRO

Location: BREN RD @ SMETANA DR 2007
 REF. PT.: NONE
 JAMAR#T-1385/MAR
 TURN MOVEMENT COUNT

File Name : BREN RD @ SMETANA DR 2007
 Site Code : 00000000
 Start Date : 2/15/2007
 Page No : 1

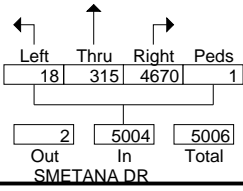
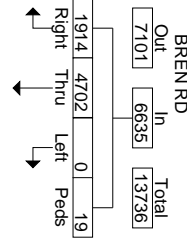
Groups Printed- CARS & TRUCKS

Start Time	SMETANA DR Southbound					BREN RD Westbound					SMETANA DR Northbound					BREN RD Eastbound					Int. Total
	Left	Thru	Right	Peds	App. Total	Left	Thru	Right	Peds	App. Total	Left	Thru	Right	Peds	App. Total	Left	Thru	Right	Peds	App. Total	
06:00	26	0	3	0	29	0	81	20	0	101	0	2	13	0	15	0	0	0	0	0	145
06:15	35	0	5	0	40	0	108	30	1	139	0	0	13	0	13	0	0	0	0	0	192
06:30	42	0	4	0	46	0	160	53	0	213	0	2	8	0	10	0	0	0	0	0	269
06:45	95	0	7	0	102	0	239	93	2	334	0	4	25	0	29	0	0	0	0	0	465
Total	198	0	19	0	217	0	588	196	3	787	0	8	59	0	67	0	0	0	0	0	1071
07:00	49	0	3	0	52	0	303	84	1	388	0	4	48	0	52	0	0	0	0	0	492
07:15	108	0	8	0	116	0	354	92	0	446	1	5	51	0	57	0	0	0	0	0	619
07:30	100	0	13	2	115	0	368	73	0	441	0	0	41	0	41	0	0	0	0	0	597
07:45	102	0	19	1	122	0	405	72	0	477	0	7	52	0	59	0	0	0	0	0	658
Total	359	0	43	3	405	0	1430	321	1	1752	1	16	192	0	209	0	0	0	0	0	2366
08:00	77	0	13	0	90	0	413	71	0	484	1	6	46	0	53	0	0	0	0	0	627
08:15	72	0	3	0	75	0	316	73	0	389	0	3	59	0	62	0	0	0	0	0	526
08:30	77	0	6	0	83	0	292	75	0	367	0	7	41	0	48	0	0	0	0	0	498
08:45	82	0	5	0	87	0	229	84	0	313	0	3	64	0	67	0	0	0	0	0	467
Total	308	0	27	0	335	0	1250	303	0	1553	1	19	210	0	230	0	0	0	0	0	2118
11:00	49	0	5	0	54	0	65	47	0	112	1	7	99	0	107	0	0	0	0	0	273
11:15	63	0	7	0	70	0	79	46	0	125	0	9	125	0	134	0	0	0	0	0	329
11:30	70	0	7	1	78	0	75	48	3	126	2	16	159	0	177	0	0	0	0	0	381
11:45	68	0	5	0	73	0	94	45	0	139	2	19	133	0	154	0	0	0	0	0	366
Total	250	0	24	1	275	0	313	186	3	502	5	51	516	0	572	0	0	0	0	0	1349
12:00	80	0	10	0	90	0	75	44	1	120	2	20	142	0	164	0	0	0	0	0	374
12:15	72	0	18	0	90	0	125	58	0	183	0	14	106	1	121	0	0	0	0	0	394
12:30	79	0	15	0	94	0	111	48	1	160	0	11	110	0	121	0	0	0	0	0	375
12:45	54	0	11	0	65	0	140	55	0	195	1	10	87	0	98	0	0	0	0	0	358
Total	285	0	54	0	339	0	451	205	2	658	3	55	445	1	504	0	0	0	0	0	1501
15:00	65	2	4	0	71	0	69	50	0	119	2	9	185	0	196	0	0	0	0	0	386
15:15	69	0	3	0	72	0	54	48	0	102	2	5	167	0	174	0	0	0	0	0	348
15:30	92	0	3	0	95	0	58	51	2	111	0	10	223	0	233	0	0	0	0	0	439
15:45	103	0	5	0	108	0	57	48	0	105	0	12	170	0	182	0	0	0	0	0	395
Total	329	2	15	0	346	0	238	197	2	437	4	36	745	0	785	0	0	0	0	0	1568
16:00	86	0	4	0	90	0	52	48	0	100	0	15	295	0	310	0	0	0	0	0	500
16:15	85	0	5	0	90	0	49	61	1	111	0	14	259	0	273	0	0	0	0	0	474
16:30	104	0	4	0	108	0	35	52	2	89	0	19	382	0	401	0	0	0	0	0	598
16:45	105	0	6	0	111	0	77	77	0	154	3	12	308	0	323	0	0	0	0	0	588
Total	380	0	19	0	399	0	213	238	3	454	3	60	1244	0	1307	0	0	0	0	0	2160
17:00	106	0	11	0	117	0	60	71	5	136	1	16	466	0	483	0	0	0	0	0	736
17:15	89	0	4	0	93	0	52	78	0	130	0	29	321	0	350	0	0	0	0	0	573
17:30	64	0	4	0	68	0	55	61	0	116	0	11	265	0	276	0	0	0	0	0	460
17:45	63	0	8	0	71	0	52	58	0	110	0	14	207	0	221	0	0	0	0	0	402
Total	322	0	27	0	349	0	219	268	5	492	1	70	1259	0	1330	0	0	0	0	0	2171
Grand Total	2431	2	228	4	2665	0	4702	1914	19	6635	18	315	4670	1	5004	0	0	0	0	0	14304
Apprch %	91.2	0.1	8.6	0.2		0	70.9	28.8	0.3		0.4	6.3	93.3	0		0	0	0	0		
Total %	17	0	1.6	0	18.6	0	32.9	13.4	0.1	46.4	0.1	2.2	32.6	0	35	0	0	0	0	0	



North

2/15/2007 06:00
2/15/2007 17:45
CARS & TRUCKS



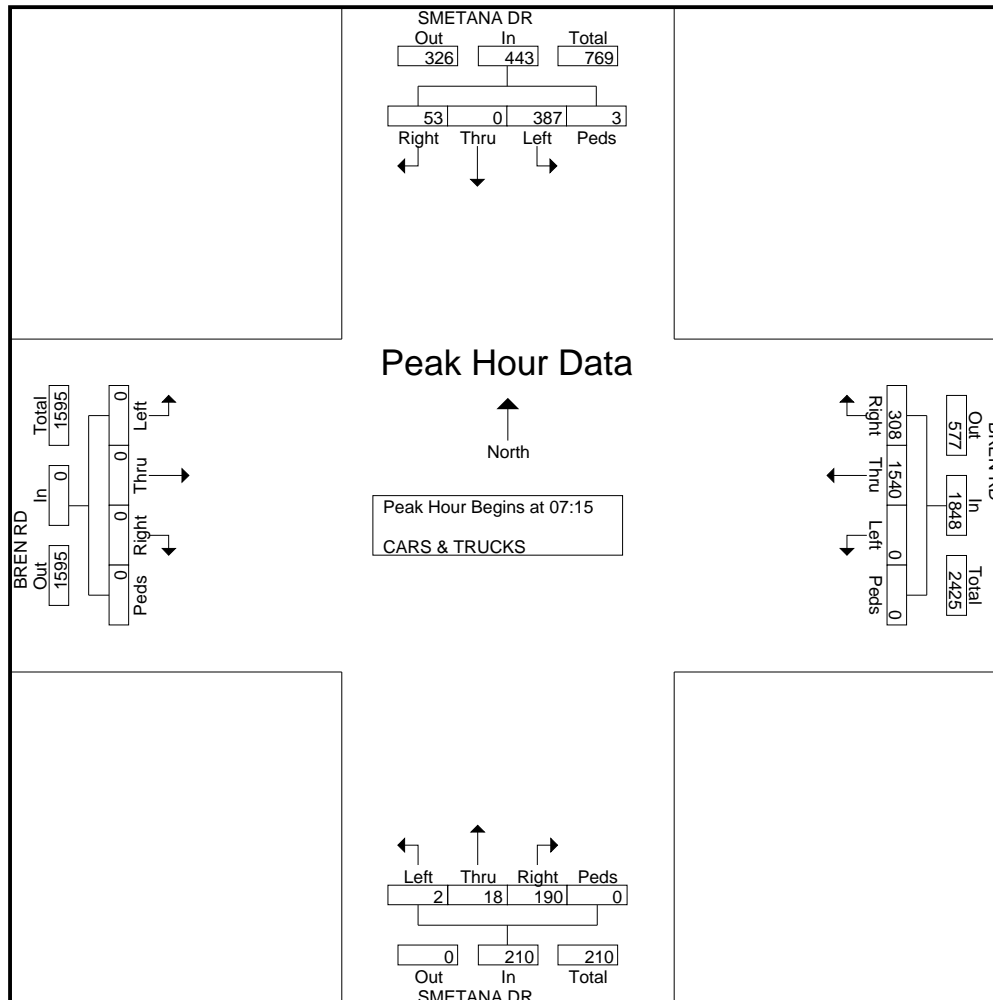


MINNESOTA DEPT OF TRANSPORTATION

TRAFFIC DATA COLLECTION - METRO

File Name : BREN RD @ SMETANA DR 2007
 Site Code : 00000000
 Start Date : 2/15/2007
 Page No : 3

Start Time	SMETANA DR Southbound					BREN RD Westbound					SMETANA DR Northbound					BREN RD Eastbound					Int. Total
	Left	Thru	Right	Peds	App. Total	Left	Thru	Right	Peds	App. Total	Left	Thru	Right	Peds	App. Total	Left	Thru	Right	Peds	App. Total	
Peak Hour Analysis From 06:00 to 09:45 - Peak 1 of 1																					
Peak Hour for Entire Intersection Begins at 07:15																					
07:15	108	0	8	0	116	0	354	92	0	446	1	5	51	0	57	0	0	0	0	0	619
07:30	100	0	13	2	115	0	368	73	0	441	0	0	41	0	41	0	0	0	0	0	597
07:45	102	0	19	1	122	0	405	72	0	477	0	7	52	0	59	0	0	0	0	0	658
08:00	77	0	13	0	90	0	413	71	0	484	1	6	46	0	53	0	0	0	0	0	627
Total Volume	387	0	53	3	443	0	1540	308	0	1848	2	18	190	0	210	0	0	0	0	0	2501
% App. Total	87.4	0	12	0.7		0	83.3	16.7	0		1	8.6	90.5	0		0	0	0	0		
PHF	.896	.000	.697	.375	.908	.000	.932	.837	.000	.955	.500	.643	.913	.000	.890	.000	.000	.000	.000	.000	.950





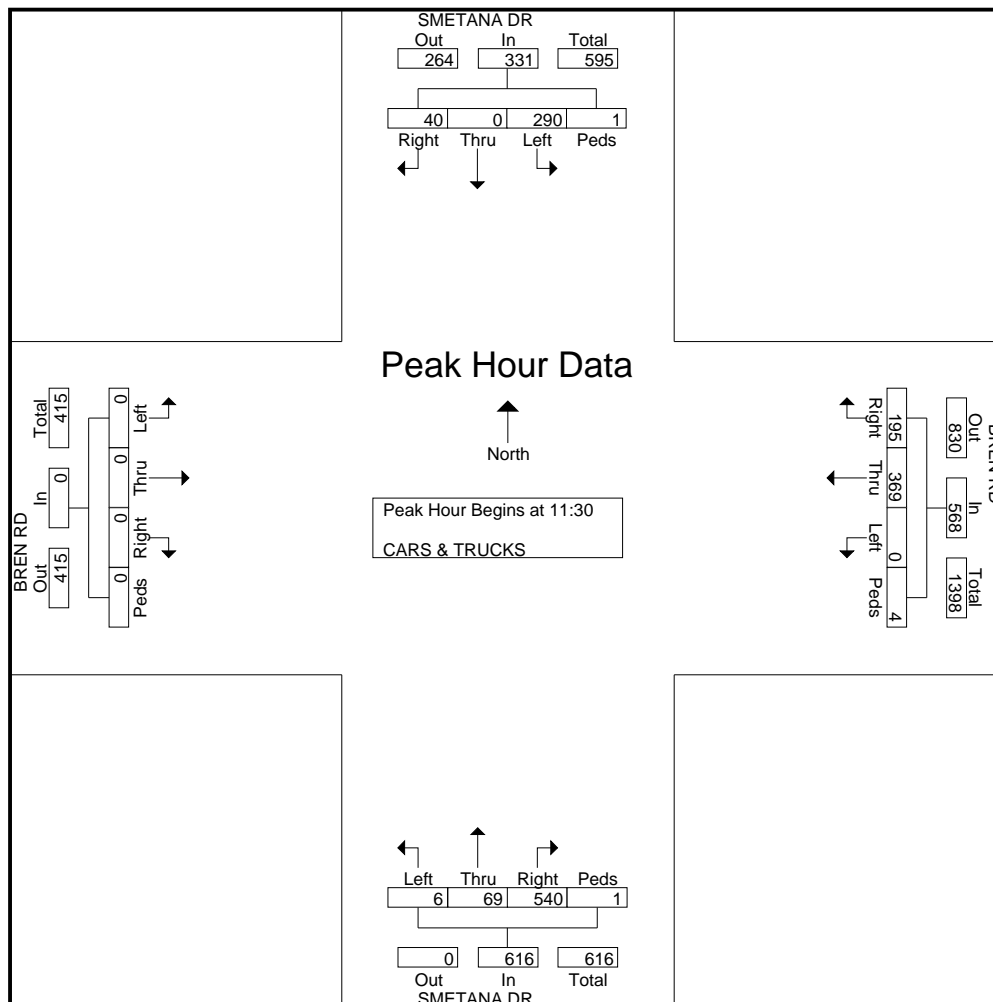
MINNESOTA DEPT OF TRANSPORTATION

TRAFFIC DATA COLLECTION - METRO

File Name : BREN RD @ SMETANA DR 2007
 Site Code : 00000000
 Start Date : 2/15/2007
 Page No : 4

Start Time	SMETANA DR Southbound					BREN RD Westbound					SMETANA DR Northbound					BREN RD Eastbound					Int. Total
	Left	Thru	Right	Peds	App. Total	Left	Thru	Right	Peds	App. Total	Left	Thru	Right	Peds	App. Total	Left	Thru	Right	Peds	App. Total	
11:30	70	0	7	1	78	0	75	48	3	126	2	16	159	0	177	0	0	0	0	0	381
11:45	68	0	5	0	73	0	94	45	0	139	2	19	133	0	154	0	0	0	0	0	366
12:00	80	0	10	0	90	0	75	44	1	120	2	20	142	0	164	0	0	0	0	0	374
12:15	72	0	18	0	90	0	125	58	0	183	0	14	106	1	121	0	0	0	0	0	394
Total Volume	290	0	40	1	331	0	369	195	4	568	6	69	540	1	616	0	0	0	0	0	1515
% App. Total	87.6	0	12.1	0.3		0	65	34.3	0.7		1	11.2	87.7	0.2		0	0	0	0		
PHF	.906	.000	.556	.250	.919	.000	.738	.841	.333	.776	.750	.863	.849	.250	.870	.000	.000	.000	.000	.000	.961

Peak Hour Analysis From 10:00 to 13:45 - Peak 1 of 1
 Peak Hour for Entire Intersection Begins at 11:30





MINNESOTA DEPT OF TRANSPORTATION

TRAFFIC DATA COLLECTION - METRO

File Name : BREN RD @ SMETANA DR 2007
 Site Code : 00000000
 Start Date : 2/15/2007
 Page No : 5

Start Time	SMETANA DR Southbound					BREN RD Westbound					SMETANA DR Northbound					BREN RD Eastbound					Int. Total
	Left	Thru	Right	Peds	App. Total	Left	Thru	Right	Peds	App. Total	Left	Thru	Right	Peds	App. Total	Left	Thru	Right	Peds	App. Total	

Peak Hour Analysis From 14:00 to 17:45 - Peak 1 of 1
 Peak Hour for Entire Intersection Begins at 16:30

16:30	104	0	4	0	108	0	35	52	2	89	0	19	382	0	401	0	0	0	0	0	598
16:45	105	0	6	0	111	0	77	77	0	154	3	12	308	0	323	0	0	0	0	0	588
17:00	106	0	11	0	117	0	60	71	5	136	1	16	466	0	483	0	0	0	0	0	736
17:15	89	0	4	0	93	0	52	78	0	130	0	29	321	0	350	0	0	0	0	0	573
Total Volume	404	0	25	0	429	0	224	278	7	509	4	76	1477	0	1557	0	0	0	0	0	2495
% App. Total	94.2	0	5.8	0		0	44	54.6	1.4		0.3	4.9	94.9	0		0	0	0	0		
PHF	.953	.000	.568	.000	.917	.000	.727	.891	.350	.826	.333	.655	.792	.000	.806	.000	.000	.000	.000	.000	.847

