

Figure 2: Geometry of Intersections

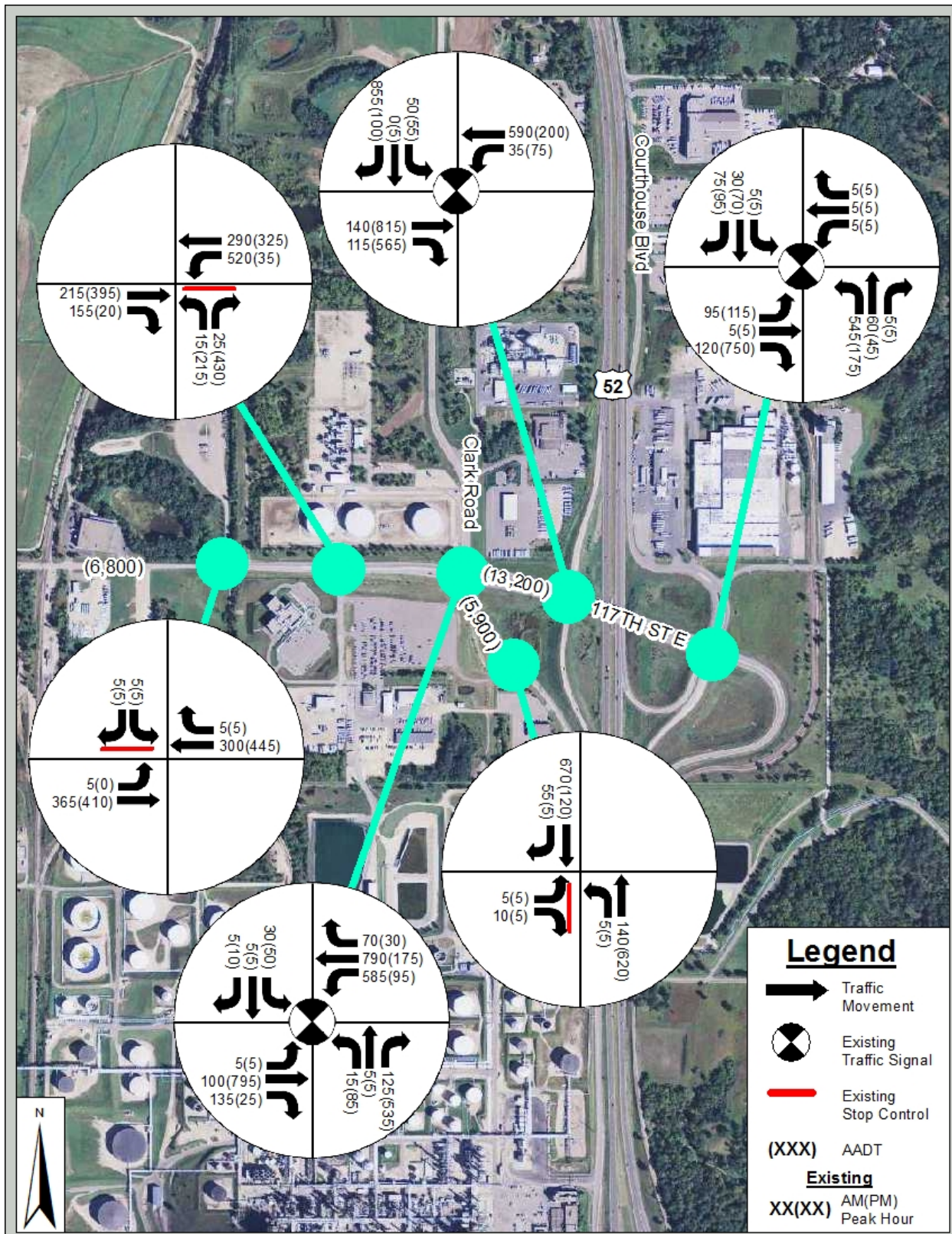


Figure 3: Existing Volumes



Traffic Data Inc

PO Box 16296
St. Louis Park, MN 55416

File Name : 2 - 117th St & Private Dr B, 4-15-14, 6am-7pm

Site Code : 2

Start Date : 4/15/2014

Page No : 1

117th St & Private Drive B
Inver Grove Heights, MN

Groups Printed- Cars + - Trucks

Start Time	Private Dr B Southbound					117th St Westbound					Northbound					117th St Eastbound					Int. Total	
	Left	Thru	Right	Peds	App. Total	Left	Thru	Right	Peds	App. Total	Left	Thru	Right	Peds	App. Total	Left	Thru	Right	Peds	App. Total		
06:00 AM	0	0	0	0	0	0	104	0	0	104	0	0	0	0	0	0	78	0	0	0	78	182
06:15 AM	0	0	0	0	0	0	76	0	0	76	0	0	0	0	0	0	93	0	0	0	93	169
06:30 AM	1	0	1	0	2	0	61	1	0	62	0	0	0	0	0	1	107	0	0	0	108	172
06:45 AM	0	0	0	0	0	0	40	1	0	41	0	0	0	0	0	0	86	0	0	0	86	127
Total	1	0	1	0	2	0	281	2	0	283	0	0	0	0	0	1	364	0	0	0	365	650
07:00 AM	2	0	0	0	2	0	31	1	0	32	0	0	0	0	0	1	46	0	0	0	47	81
07:15 AM	1	0	0	0	1	0	37	1	0	38	0	0	0	0	0	1	58	0	0	0	59	98
07:30 AM	0	0	2	0	2	0	45	1	0	46	0	0	0	0	0	0	35	0	0	0	35	83
07:45 AM	0	0	0	0	0	0	43	0	0	43	0	0	0	0	0	0	43	0	0	0	43	86
Total	3	0	2	0	5	0	156	3	0	159	0	0	0	0	0	2	182	0	0	0	184	348
08:00 AM	0	0	0	0	0	0	46	0	0	46	0	0	0	0	0	1	40	0	0	0	41	87
08:15 AM	0	0	0	0	0	0	27	1	0	28	0	0	0	0	0	1	27	0	0	0	28	56
08:30 AM	0	0	2	0	2	0	30	1	0	31	0	0	0	0	0	0	34	0	0	0	34	67
08:45 AM	0	0	2	0	2	0	14	0	0	14	0	0	0	0	0	1	28	0	0	0	29	45
Total	0	0	4	0	4	0	117	2	0	119	0	0	0	0	0	3	129	0	0	0	132	255
09:00 AM	0	0	0	0	0	0	16	0	0	16	0	0	0	0	0	1	13	0	0	0	14	30
09:15 AM	0	0	1	0	1	0	32	0	0	32	0	0	0	0	0	0	23	0	0	0	23	56
09:30 AM	0	0	0	0	0	0	28	0	0	28	0	0	0	0	0	2	19	0	0	0	21	49
09:45 AM	1	0	0	0	1	0	21	0	0	21	0	0	0	0	0	0	28	0	0	0	28	50
Total	1	0	1	0	2	0	97	0	0	97	0	0	0	0	0	3	83	0	0	0	86	185
10:00 AM	0	0	0	0	0	0	30	0	0	30	0	0	0	0	0	1	21	0	0	0	22	52
10:15 AM	2	0	0	0	2	0	14	2	0	16	0	0	0	0	0	2	17	0	0	0	19	37
10:30 AM	0	0	2	0	2	0	27	0	0	27	0	0	0	0	0	0	18	0	0	0	18	47
10:45 AM	1	0	0	0	1	0	26	2	0	28	0	0	0	0	0	0	28	0	0	0	28	57
Total	3	0	2	0	5	0	97	4	0	101	0	0	0	0	0	3	84	0	0	0	87	193
11:00 AM	0	0	0	0	0	0	32	0	0	32	0	0	0	0	0	0	28	0	0	0	28	60
11:15 AM	0	0	0	0	0	0	22	0	0	22	0	0	0	0	0	0	20	0	0	0	20	42
11:30 AM	0	0	0	0	0	0	25	0	0	25	0	0	0	0	0	0	7	0	0	0	7	32
11:45 AM	0	0	0	0	0	0	30	0	0	30	0	0	0	0	0	0	34	0	0	0	34	64
Total	0	0	0	0	0	0	109	0	0	109	0	0	0	0	0	0	89	0	0	0	89	198
12:00 PM	0	0	1	0	1	0	30	1	0	31	0	0	0	0	0	0	33	0	0	0	33	65
12:15 PM	0	0	0	0	0	0	33	0	0	33	0	0	0	0	0	1	30	0	0	0	31	64
12:30 PM	0	0	0	0	0	0	17	0	0	17	0	0	0	0	0	0	26	0	0	0	26	43
12:45 PM	0	0	0	0	0	0	29	0	0	29	0	0	0	0	0	0	21	0	0	0	21	50
Total	0	0	1	0	1	0	109	1	0	110	0	0	0	0	0	1	110	0	0	0	111	222



Traffic Data Inc

PO Box 16296
St. Louis Park, MN 55416

File Name : 2 - 117th St & Private Dr B, 4-15-14, 6am-7pm

Site Code : 2

Start Date : 4/15/2014

Page No : 2

117th St & Private Drive B
Inver Grove Heights, MN

Groups Printed- Cars + - Trucks

Start Time	Private Dr B Southbound					117th St Westbound					Northbound					117th St Eastbound					Int. Total
	Left	Thru	Right	Peds	App. Total	Left	Thru	Right	Peds	App. Total	Left	Thru	Right	Peds	App. Total	Left	Thru	Right	Peds	App. Total	
01:00 PM	1	0	0	0	1	0	25	0	0	25	0	0	0	0	0	1	34	0	0	35	61
01:15 PM	0	0	0	0	0	0	30	0	0	30	0	0	0	0	0	0	32	0	0	32	62
01:30 PM	1	0	0	0	1	0	26	0	0	26	0	0	0	0	0	0	21	0	0	21	48
01:45 PM	0	0	0	0	0	0	16	0	0	16	0	0	0	0	0	0	30	0	0	30	46
Total	2	0	0	0	2	0	97	0	0	97	0	0	0	0	0	1	117	0	0	118	217
02:00 PM	0	0	0	0	0	0	20	0	0	20	0	0	0	0	0	0	29	0	0	29	49
02:15 PM	0	0	0	0	0	0	29	0	0	29	0	0	0	0	0	0	23	0	0	23	52
02:30 PM	0	0	0	0	0	0	29	1	0	30	0	0	0	0	0	0	33	0	0	33	63
02:45 PM	1	0	0	0	1	0	28	0	0	28	0	0	0	0	0	0	40	0	0	40	69
Total	1	0	0	0	1	0	106	1	0	107	0	0	0	0	0	0	125	0	0	125	233
03:00 PM	1	0	0	0	1	0	16	0	0	16	0	0	0	0	0	0	30	0	0	30	47
03:15 PM	0	0	0	0	0	0	32	0	0	32	0	0	0	0	0	0	36	0	0	36	68
03:30 PM	0	0	0	0	0	0	36	0	0	36	0	0	0	0	0	0	38	0	0	38	74
03:45 PM	0	0	0	0	0	0	33	0	0	33	0	0	0	0	0	0	43	0	0	43	76
Total	1	0	0	0	1	0	117	0	0	117	0	0	0	0	0	0	147	0	0	147	265
04:00 PM	0	0	0	0	0	0	28	0	0	28	0	0	0	0	0	0	43	0	0	43	71
04:15 PM	0	0	0	0	0	0	32	0	0	32	0	0	0	0	0	0	44	0	0	44	76
04:30 PM	0	0	0	0	0	0	56	0	0	56	0	0	0	0	0	0	32	0	0	32	88
04:45 PM	0	0	0	0	0	0	42	1	0	43	0	0	0	0	0	0	32	0	0	32	75
Total	0	0	0	0	0	0	158	1	0	159	0	0	0	0	0	0	151	0	0	151	310
05:00 PM	1	0	0	0	1	0	85	0	0	85	0	0	0	0	0	0	173	0	0	173	259
05:15 PM	0	0	0	0	0	0	89	0	0	89	0	0	0	0	0	0	111	0	0	111	200
05:30 PM	0	0	0	0	0	0	190	0	0	190	0	0	0	0	0	0	96	0	0	96	286
05:45 PM	0	0	0	0	0	0	77	1	0	78	0	0	0	0	0	0	28	0	0	28	106
Total	1	0	0	0	1	0	441	1	0	442	0	0	0	0	0	0	408	0	0	408	851
06:00 PM	0	0	0	0	0	0	52	0	0	52	0	0	0	0	0	0	28	0	0	28	80
06:15 PM	0	0	0	0	0	0	35	0	0	35	0	0	0	0	0	0	23	0	0	23	58
06:30 PM	0	0	0	0	0	0	21	0	0	21	0	0	0	0	0	0	23	0	0	23	44
06:45 PM	0	0	0	0	0	0	22	0	0	22	0	0	0	0	0	0	20	0	0	20	42
Total	0	0	0	0	0	0	130	0	0	130	0	0	0	0	0	0	94	0	0	94	224
Grand Total	13	0	11	0	24	0	2015	15	0	2030	0	0	0	0	0	14	2083	0	0	2097	4151
Apprch %	54.2	0	45.8	0		0	99.3	0.7	0		0	0	0	0		0.7	99.3	0	0		
Total %	0.3	0	0.3	0	0.6	0	48.5	0.4	0	48.9	0	0	0	0	0	0.3	50.2	0	0	50.5	
Cars +	1	0	0	0	1	0	1643	3	0	1646	0	0	0	0	0	1	1691	0	0	1692	3339
% Cars +	7.7	0	0	0	4.2	0	81.5	20	0	81.1	0	0	0	0	0	7.1	81.2	0	0	80.7	80.4
Trucks	12	0	11	0	23	0	372	12	0	384	0	0	0	0	0	13	392	0	0	405	812
% Trucks	92.3	0	100	0	95.8	0	18.5	80	0	18.9	0	0	0	0	0	92.9	18.8	0	0	19.3	19.6

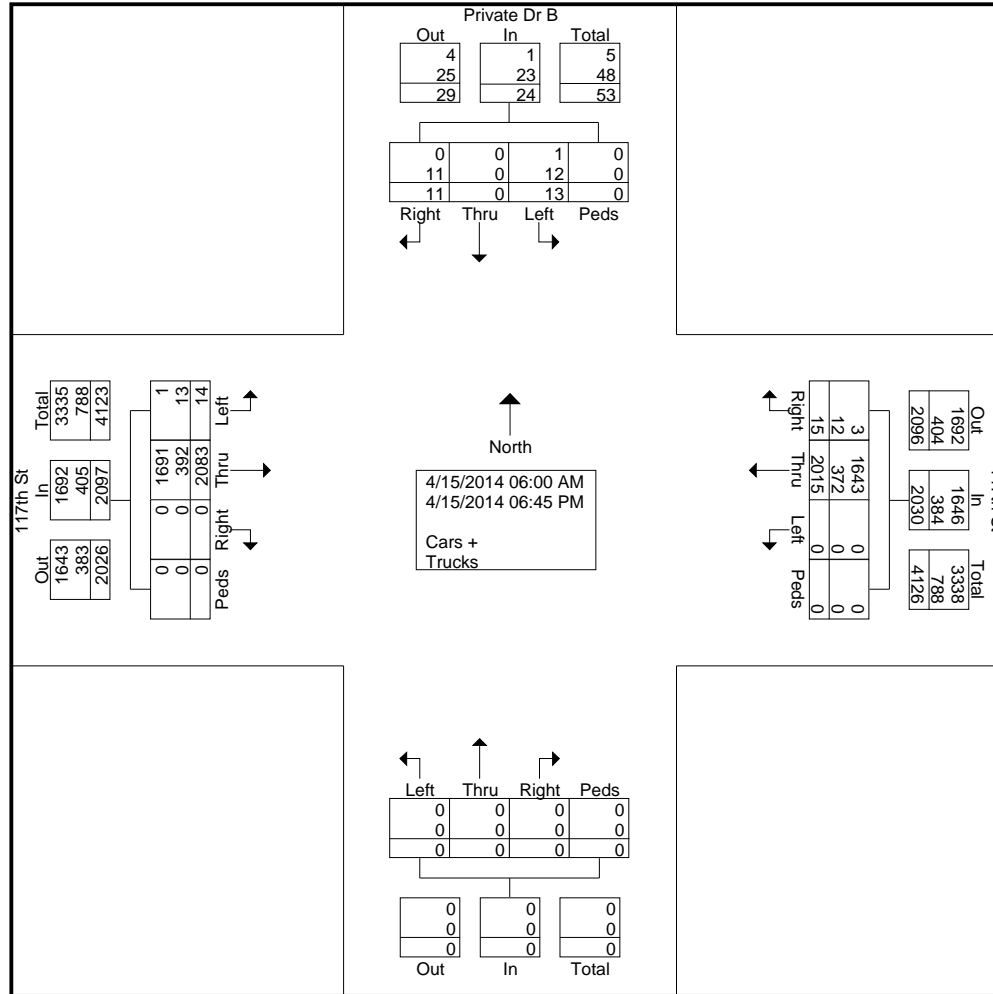


Traffic Data Inc

PO Box 16296
St. Louis Park, MN 55416

File Name : 2 - 117th St & Private Dr B, 4-15-14, 6am-7pm
Site Code : 2
Start Date : 4/15/2014
Page No : 3

117th St & Private Drive B
Inver Grove Heights, MN





Traffic Data Inc

PO Box 16296
St. Louis Park, MN 55416

File Name : 2 - 117th St & Private Dr B, 4-15-14, 6am-7pm

Site Code : 2

Start Date : 4/15/2014

Page No : 4

117th St & Private Drive B
Inver Grove Heights, MN

Start Time	Private Dr B Southbound					117th St Westbound					Northbound					117th St Eastbound					Int. Total
	Left	Thru	Right	Peds	App. Total	Left	Thru	Right	Peds	App. Total	Left	Thru	Right	Peds	App. Total	Left	Thru	Right	Peds	App. Total	
Peak Hour Analysis From 06:00 AM to 09:45 AM - Peak 1 of 1																					
Peak Hour for Entire Intersection Begins at 06:00 AM																					
06:00 AM	0	0	0	0	0	0	104	0	0	104	0	0	0	0	0	0	78	0	0	78	182
06:15 AM	0	0	0	0	0	0	76	0	0	76	0	0	0	0	0	0	93	0	0	93	169
06:30 AM	1	0	1	0	2	0	61	1	0	62	0	0	0	0	0	1	107	0	0	108	172
06:45 AM	0	0	0	0	0	0	40	1	0	41	0	0	0	0	0	0	86	0	0	86	127
Total Volume	1	0	1	0	2	0	281	2	0	283	0	0	0	0	0	1	364	0	0	365	650
% App. Total	50	0	50	0		0	99.3	0.7	0		0	0	0	0		0.3	99.7	0	0		
PHF	.250	.000	.250	.000	.250	.000	.675	.500	.000	.680	.000	.000	.000	.000	.000	.250	.850	.000	.000	.845	.893
Peak Hour Analysis From 10:00 AM to 01:45 PM - Peak 1 of 1																					
Peak Hour for Entire Intersection Begins at 11:45 AM																					
11:45 AM	0	0	0	0	0	0	30	0	0	30	0	0	0	0	0	0	34	0	0	34	64
12:00 PM	0	0	1	0	1	0	30	1	0	31	0	0	0	0	0	0	33	0	0	33	65
12:15 PM	0	0	0	0	0	0	33	0	0	33	0	0	0	0	0	1	30	0	0	31	64
12:30 PM	0	0	0	0	0	0	17	0	0	17	0	0	0	0	0	0	26	0	0	26	43
Total Volume	0	0	1	0	1	0	110	1	0	111	0	0	0	0	0	1	123	0	0	124	236
% App. Total	0	0	100	0		0	99.1	0.9	0		0	0	0	0		0.8	99.2	0	0		
PHF	.000	.000	.250	.000	.250	.000	.833	.250	.000	.841	.000	.000	.000	.000	.000	.250	.904	.000	.000	.912	.908
Peak Hour Analysis From 02:00 PM to 06:45 PM - Peak 1 of 1																					
Peak Hour for Entire Intersection Begins at 05:00 PM																					
05:00 PM	1	0	0	0	1	0	85	0	0	85	0	0	0	0	0	0	173	0	0	173	259
05:15 PM	0	0	0	0	0	0	89	0	0	89	0	0	0	0	0	0	111	0	0	111	200
05:30 PM	0	0	0	0	0	0	190	0	0	190	0	0	0	0	0	0	96	0	0	96	286
05:45 PM	0	0	0	0	0	0	77	1	0	78	0	0	0	0	0	0	28	0	0	28	106
Total Volume	1	0	0	0	1	0	441	1	0	442	0	0	0	0	0	0	408	0	0	408	851
% App. Total	100	0	0	0		0	99.8	0.2	0		0	0	0	0		0	100	0	0		
PHF	.250	.000	.000	.000	.250	.000	.580	.250	.000	.582	.000	.000	.000	.000	.000	.000	.590	.000	.000	.590	.744



Traffic Data Inc

PO Box 16296
St. Louis Park, MN 55416

File Name : 3 - 117th St & Private Dr A, 4-15-14, 6am-7pm

Site Code : 3

Start Date : 4/15/2014

Page No : 1

117th St & Private Drive A
Inver Grove Heights, MN

Groups Printed- Cars + - Trucks

Start Time	Southbound						117th St Westbound					Private Dr A Northbound					117th St Eastbound					Int. Total			
	UTrn	Left	Thru	Right	Peds	App. Total	UTrn	Left	Thru	Right	Peds	App. Total	UTrn	Left	Thru	Right	Peds	App. Total	UTrn	Left	Thru		Right	Peds	App. Total
06:00 AM	0	0	0	0	0	0	0	143	83	0	0	226	0	3	0	3	0	6	0	0	37	38	0	75	307
06:15 AM	0	0	0	0	0	0	0	165	66	0	0	231	0	0	0	3	0	3	0	0	46	52	0	98	332
06:30 AM	0	0	0	0	0	0	1	118	55	0	0	174	0	2	0	6	0	8	0	0	58	35	0	93	275
06:45 AM	0	0	0	0	0	0	0	73	37	0	0	110	0	1	0	9	0	10	0	0	58	17	0	75	195
Total	0	0	0	0	0	0	1	499	241	0	0	741	0	6	0	21	0	27	0	0	199	142	0	341	1109
07:00 AM	0	0	0	0	0	0	0	23	26	0	0	49	0	0	0	5	0	5	0	0	33	7	0	40	94
07:15 AM	0	0	0	0	0	0	0	18	42	0	0	60	0	2	0	3	0	5	0	0	42	15	0	57	122
07:30 AM	0	0	0	0	0	0	0	17	35	0	0	52	0	2	0	6	0	8	0	0	29	6	0	35	95
07:45 AM	0	0	0	0	0	0	0	18	35	0	0	53	0	2	0	8	0	10	0	0	29	12	0	41	104
Total	0	0	0	0	0	0	0	76	138	0	0	214	0	6	0	22	0	28	0	0	133	40	0	173	415
08:00 AM	0	0	0	0	0	0	0	17	31	0	0	48	0	2	0	6	0	8	0	0	33	7	0	40	96
08:15 AM	0	0	0	0	0	0	0	7	29	0	0	36	0	1	0	8	0	9	0	0	30	3	0	33	78
08:30 AM	0	0	0	0	0	0	0	2	17	0	0	19	0	0	0	6	0	6	0	0	18	4	0	22	47
08:45 AM	0	0	0	0	0	0	0	7	14	0	0	21	0	2	0	12	0	14	0	0	19	1	0	20	55
Total	0	0	0	0	0	0	0	33	91	0	0	124	0	5	0	32	0	37	0	0	100	15	0	115	276
09:00 AM	0	0	0	0	0	0	0	10	18	0	0	28	0	1	0	6	0	7	0	0	10	0	0	10	45
09:15 AM	0	0	0	0	0	0	0	5	21	0	0	26	0	2	0	8	0	10	0	0	22	0	0	22	58
09:30 AM	0	0	0	0	0	0	0	6	27	0	0	33	0	1	0	9	0	10	0	0	15	1	0	16	59
09:45 AM	0	0	0	0	0	0	0	7	22	0	0	29	0	0	0	6	0	6	0	0	26	1	0	27	62
Total	0	0	0	0	0	0	0	28	88	0	0	116	0	4	0	29	0	33	0	0	73	2	0	75	224
10:00 AM	0	0	0	0	0	0	0	4	30	0	0	34	0	1	0	6	0	7	0	0	20	0	0	20	61
10:15 AM	0	0	0	0	0	0	0	5	16	0	0	21	0	0	0	7	0	7	0	0	16	0	0	16	44
10:30 AM	0	0	0	0	0	0	0	10	24	0	0	34	0	0	0	9	0	9	0	0	18	0	0	18	61
10:45 AM	0	0	0	0	0	0	1	11	31	0	0	43	0	2	0	2	0	4	0	0	38	0	0	38	85
Total	0	0	0	0	0	0	1	30	101	0	0	132	0	3	0	24	0	27	0	0	92	0	0	92	251
11:00 AM	0	0	0	0	0	0	0	11	28	0	0	39	0	2	0	14	0	16	0	0	23	0	0	23	78
11:15 AM	0	0	0	0	0	0	0	2	22	0	0	24	0	2	0	17	0	19	0	0	18	2	0	20	63
11:30 AM	0	0	0	0	0	0	0	14	19	0	0	33	0	1	0	8	0	9	0	0	7	1	0	8	50
11:45 AM	0	0	0	0	0	0	0	12	28	0	0	40	0	2	0	10	0	12	0	0	36	0	0	36	88
Total	0	0	0	0	0	0	0	39	97	0	0	136	0	7	0	49	0	56	0	0	84	3	0	87	279
12:00 PM	0	0	0	0	0	0	0	9	20	0	0	29	0	2	0	22	0	24	0	0	31	1	0	32	85
12:15 PM	0	0	0	0	0	0	0	18	24	0	0	42	0	3	0	8	0	11	0	0	24	4	0	28	81
12:30 PM	0	0	0	0	0	0	0	11	17	0	0	28	0	1	0	14	0	15	0	0	23	1	0	24	67
12:45 PM	0	0	0	0	0	0	0	11	31	0	0	42	0	1	0	15	0	16	0	0	17	3	0	20	78
Total	0	0	0	0	0	0	0	49	92	0	0	141	0	7	0	59	0	66	0	0	95	9	0	104	311
01:00 PM	0	0	0	0	0	0	0	4	20	0	0	24	0	2	0	14	0	16	0	0	27	3	0	30	70
01:15 PM	0	0	0	0	0	0	1	6	32	0	0	39	0	1	0	17	0	18	0	0	23	2	0	25	82
01:30 PM	0	0	0	0	0	0	0	15	21	0	0	36	0	1	0	17	0	18	0	0	17	2	0	19	73
01:45 PM	0	0	0	0	0	0	0	13	16	0	0	29	0	1	0	19	0	20	0	0	28	1	0	29	78
Total	0	0	0	0	0	0	1	38	89	0	0	128	0	5	0	67	0	72	0	0	95	8	0	103	303



Traffic Data Inc

PO Box 16296
St. Louis Park, MN 55416

File Name : 3 - 117th St & Private Dr A, 4-15-14, 6am-7pm
Site Code : 3
Start Date : 4/15/2014
Page No : 2

117th St & Private Drive A
Inver Grove Heights, MN

Groups Printed- Cars + - Trucks

Start Time	Southbound						117th St Westbound					Private Dr A Northbound					117th St Eastbound						Int. Total		
	UTrn	Left	Thru	Right	Peds	App. Total	UTrn	Left	Thru	Right	Peds	App. Total	UTrn	Left	Thru	Right	Peds	App. Total	UTrn	Left	Thru	Right		Peds	App. Total
02:00 PM	0	0	0	0	0	0	0	8	22	0	0	30	0	0	0	19	0	19	0	0	27	0	0	27	76
02:15 PM	0	0	0	0	0	0	0	8	29	0	0	37	0	0	0	12	0	12	0	0	24	0	0	24	73
02:30 PM	0	0	0	0	0	0	0	11	30	0	0	41	0	3	0	8	0	11	0	0	28	2	0	30	82
02:45 PM	0	0	0	0	0	0	0	6	22	0	0	28	0	0	0	17	0	17	0	0	42	1	0	43	88
Total	0	0	0	0	0	0	0	33	103	0	0	136	0	3	0	56	0	59	0	0	121	3	0	124	319
03:00 PM	0	0	0	0	0	0	0	5	10	0	0	15	0	4	0	15	0	19	0	0	25	2	0	27	61
03:15 PM	0	0	0	0	0	0	0	5	27	0	0	32	0	5	0	33	0	38	0	0	44	0	0	44	114
03:30 PM	0	0	0	0	0	0	0	3	30	0	0	33	0	13	0	35	0	48	0	0	38	0	0	38	119
03:45 PM	0	0	0	0	0	0	0	9	22	0	0	31	0	5	0	8	0	13	0	0	39	3	0	42	86
Total	0	0	0	0	0	0	0	22	89	0	0	111	0	27	0	91	0	118	0	0	146	5	0	151	380
04:00 PM	0	0	0	0	0	0	0	4	21	0	0	25	0	7	0	20	0	27	0	0	49	0	0	49	101
04:15 PM	0	0	0	0	0	0	0	5	27	0	0	32	0	5	0	21	0	26	0	0	33	3	0	36	94
04:30 PM	0	0	0	0	0	0	0	4	39	0	0	43	0	19	0	39	0	58	0	0	27	2	0	29	130
04:45 PM	0	0	0	0	0	0	0	1	39	0	0	40	0	9	0	35	0	44	0	0	30	2	0	32	116
Total	0	0	0	0	0	0	0	14	126	0	0	140	0	40	0	115	0	155	0	0	139	7	0	146	441
05:00 PM	0	0	0	0	0	0	0	7	49	0	0	56	0	25	0	77	0	102	0	0	160	6	0	166	324
05:15 PM	0	0	0	0	0	0	0	6	54	0	0	60	0	31	0	116	0	147	0	0	96	1	1	98	305
05:30 PM	0	0	0	0	0	0	0	11	67	0	0	78	0	110	0	121	0	231	0	0	84	4	0	88	397
05:45 PM	0	0	0	0	0	0	0	1	34	0	0	46	0	22	0	116	0	138	0	0	22	2	0	24	208
Total	0	0	0	0	0	0	1	35	204	0	0	240	0	188	0	430	0	618	0	0	362	13	1	376	1234
06:00 PM	0	0	0	0	0	0	0	18	32	0	0	50	0	16	0	38	0	54	0	0	25	4	0	29	133
06:15 PM	0	0	0	0	0	0	0	20	30	0	0	50	0	7	0	20	0	27	0	0	19	1	0	20	97
06:30 PM	0	0	0	0	0	0	0	14	13	0	0	27	0	5	0	24	0	29	0	0	16	7	0	23	79
06:45 PM	0	0	0	0	0	0	0	8	19	0	0	27	0	5	0	10	0	15	0	0	21	2	0	23	65
Total	0	0	0	0	0	0	0	60	94	0	0	154	0	33	0	92	0	125	0	0	81	14	0	95	374
Grand Total	0	0	0	0	0	0	4	956	1553	0	0	2513	0	334	0	1087	0	1421	0	0	1720	261	1	1982	5916
Apprch %	0	0	0	0	0	0	0.2	38	61.8	0	0	23.5	0	23.5	0	76.5	0	23.5	0	0	86.8	13.2	0.1	100.1	5916
Total %	0	0	0	0	0	0	0.1	16.2	26.3	0	0	42.5	0	5.6	0	18.4	0	24	0	0	29.1	4.4	0	33.5	5916
Cars +	0	0	0	0	0	0	3	935	1236	0	0	2174	0	333	0	1065	0	1398	0	0	1397	260	1	1658	5230
% Cars +	0	0	0	0	0	0	75	97.8	79.6	0	0	86.5	0	99.7	0	98	0	98.4	0	0	81.2	99.6	100	83.7	88.4
Trucks	0	0	0	0	0	0	1	21	317	0	0	339	0	1	0	22	0	23	0	0	323	1	0	324	686
% Trucks	0	0	0	0	0	0	25	2.2	20.4	0	0	13.5	0	0.3	0	2	0	1.6	0	0	18.8	0.4	0	16.3	11.6



Traffic Data Inc

PO Box 16296
St. Louis Park, MN 55416

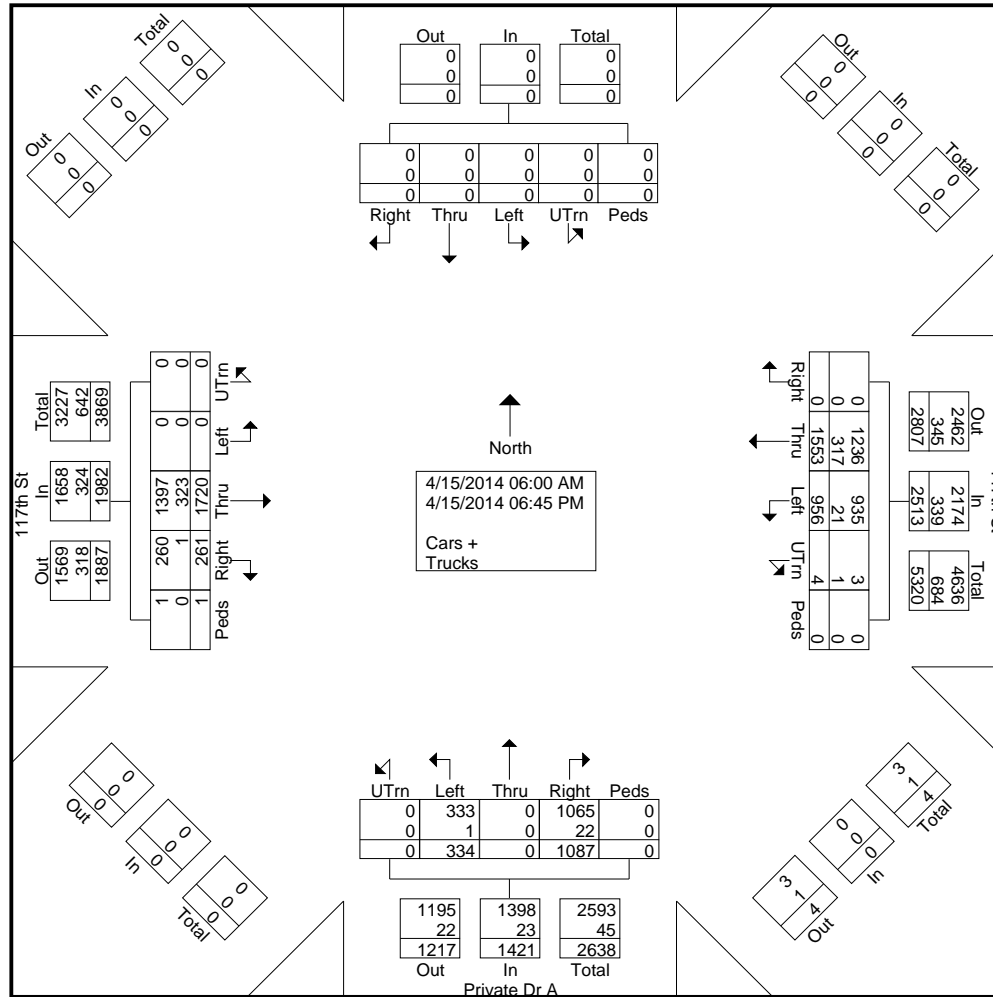
File Name : 3 - 117th St & Private Dr A, 4-15-14, 6am-7pm

Site Code : 3

Start Date : 4/15/2014

Page No : 3

117th St & Private Drive A
Inver Grove Heights, MN





Traffic Data Inc

PO Box 16296
St. Louis Park, MN 55416

File Name : 3 - 117th St & Private Dr A, 4-15-14, 6am-7pm
Site Code : 3
Start Date : 4/15/2014
Page No : 4

117th St & Private Drive A
Inver Grove Heights, MN

Start Time	Southbound						117th St Westbound						Private Dr A Northbound						117th St Eastbound						Int. Total
	UTrn	Left	Thru	Right	Peds	App. Total	UTrn	Left	Thru	Right	Peds	App. Total	UTrn	Left	Thru	Right	Peds	App. Total	UTrn	Left	Thru	Right	Peds	App. Total	
Peak Hour Analysis From 06:00 AM to 09:45 AM - Peak 1 of 1																									
Peak Hour for Entire Intersection Begins at 06:00 AM																									
06:00 AM	0	0	0	0	0	0	0	143	83	0	0	226	0	3	0	3	0	6	0	0	37	38	0	75	307
06:15 AM	0	0	0	0	0	0	0	165	66	0	0	231	0	0	0	3	0	3	0	0	46	52	0	98	332
06:30 AM	0	0	0	0	0	0	1	118	55	0	0	174	0	2	0	6	0	8	0	0	58	35	0	93	275
06:45 AM	0	0	0	0	0	0	0	73	37	0	0	110	0	1	0	9	0	10	0	0	58	17	0	75	195
Total Volume	0	0	0	0	0	0	1	499	241	0	0	741	0	6	0	21	0	27	0	0	199	142	0	341	1109
% App. Total	0	0	0	0	0	0	0.1	67.3	32.5	0	0	0	0	22.2	0	77.8	0	0	0	0	58.4	41.6	0	0	
PHF	.000	.000	.000	.000	.000	.000	.250	.756	.726	.000	.000	.802	.000	.500	.000	.583	.000	.675	.000	.000	.858	.683	.000	.870	.835
Peak Hour Analysis From 10:00 AM to 01:45 PM - Peak 1 of 1																									
Peak Hour for Entire Intersection Begins at 11:45 AM																									
11:45 AM	0	0	0	0	0	0	0	12	28	0	0	40	0	2	0	10	0	12	0	0	36	0	0	36	88
12:00 PM	0	0	0	0	0	0	0	9	20	0	0	29	0	2	0	22	0	24	0	0	31	1	0	32	85
12:15 PM	0	0	0	0	0	0	0	18	24	0	0	42	0	3	0	8	0	11	0	0	24	4	0	28	81
12:30 PM	0	0	0	0	0	0	0	11	17	0	0	28	0	1	0	14	0	15	0	0	23	1	0	24	67
Total Volume	0	0	0	0	0	0	0	50	89	0	0	139	0	8	0	54	0	62	0	0	114	6	0	120	321
% App. Total	0	0	0	0	0	0	0	36	64	0	0	0	0	12.9	0	87.1	0	0	0	0	95	5	0	0	
PHF	.000	.000	.000	.000	.000	.000	.000	.694	.795	.000	.000	.827	.000	.667	.000	.614	.000	.646	.000	.000	.792	.375	.000	.833	.912
Peak Hour Analysis From 02:00 PM to 06:45 PM - Peak 1 of 1																									
Peak Hour for Entire Intersection Begins at 05:00 PM																									
05:00 PM	0	0	0	0	0	0	0	7	49	0	0	56	0	25	0	77	0	102	0	0	160	6	0	166	324
05:15 PM	0	0	0	0	0	0	0	6	54	0	0	60	0	31	0	116	0	147	0	0	96	1	1	98	305
05:30 PM	0	0	0	0	0	0	0	11	67	0	0	78	0	110	0	121	0	231	0	0	84	4	0	88	397
05:45 PM	0	0	0	0	0	0	1	11	34	0	0	46	0	22	0	116	0	138	0	0	22	2	0	24	208
Total Volume	0	0	0	0	0	0	1	35	204	0	0	240	0	188	0	430	0	618	0	0	362	13	1	376	1234
% App. Total	0	0	0	0	0	0	0.4	14.6	85	0	0	0	0	30.4	0	69.6	0	0	0	0	96.3	3.5	0.3	0	
PHF	.000	.000	.000	.000	.000	.000	.250	.795	.761	.000	.000	.769	.000	.427	.000	.888	.000	.669	.000	.000	.566	.542	.250	.566	.777



Traffic Data Inc

PO Box 16296
St. Louis Park, MN 55416

File Name : 4 - 117th St & Clark Rd, 4-15-14, 6am-7pm

Site Code : 4

Start Date : 4/15/2014

Page No : 1

117th St & Clark Rd
Inver Grove Heights, MN

Groups Printed- Cars + - Trucks

Start Time	Clark Rd Southbound						117th St Westbound						Clark Rd Northbound						117th St Eastbound						Int. Total
	UTrn	Left	Thru	Right	Peds	App. Total	UTrn	Left	Thru	Right	Peds	App. Total	UTrn	Left	Thru	Right	Peds	App. Total	UTrn	Left	Thru	Right	Peds	App. Total	
06:00 AM	0	3	0	1	0	4	0	134	247	11	0	392	0	8	1	79	0	88	0	2	16	24	0	42	526
06:15 AM	0	6	0	0	0	6	0	170	230	13	0	413	0	3	0	19	0	22	0	0	23	33	0	56	497
06:30 AM	0	10	0	1	0	11	0	173	166	17	0	356	0	3	0	9	0	12	0	3	21	40	0	64	443
06:45 AM	0	7	1	2	0	10	0	100	95	21	0	216	0	0	0	16	0	16	0	0	27	38	0	65	307
Total	0	26	1	4	0	31	0	577	738	62	0	1377	0	14	1	123	0	138	0	5	87	135	0	227	1773
07:00 AM	0	6	0	2	0	8	0	54	50	18	0	122	0	3	0	14	0	17	0	1	34	7	0	42	189
07:15 AM	0	8	0	1	0	9	0	33	59	12	0	104	0	3	0	15	0	18	0	5	27	14	0	46	177
07:30 AM	0	6	0	0	0	6	0	24	50	8	0	82	0	2	0	13	0	15	0	3	29	10	0	42	145
07:45 AM	0	3	0	0	0	3	2	16	64	24	0	106	0	2	1	6	0	9	0	2	27	9	0	38	156
Total	0	23	0	3	0	26	2	127	223	62	0	414	0	10	1	48	0	59	0	11	117	40	0	168	667
08:00 AM	0	13	0	4	0	17	0	15	43	10	0	68	0	6	1	12	0	19	0	3	25	9	0	37	141
08:15 AM	0	5	1	0	0	6	0	9	37	9	0	55	0	2	0	6	0	8	0	2	26	6	0	34	103
08:30 AM	0	5	0	2	0	7	0	15	24	13	0	52	0	2	0	7	0	9	0	0	33	3	0	36	104
08:45 AM	0	3	1	1	0	5	1	20	17	13	0	51	0	7	0	16	0	23	0	3	19	7	0	29	108
Total	0	26	2	7	0	35	1	59	121	45	0	226	0	17	1	41	0	59	0	8	103	25	0	136	456
09:00 AM	0	9	0	2	0	11	0	12	18	12	0	42	0	5	0	10	0	15	0	2	13	3	0	18	86
09:15 AM	0	4	0	2	0	6	0	10	28	8	0	46	0	5	0	9	0	14	0	1	25	7	0	33	99
09:30 AM	0	1	1	3	0	5	0	10	19	22	0	51	0	7	1	6	0	14	0	0	20	6	0	26	96
09:45 AM	0	9	1	2	0	12	0	12	28	17	0	57	0	3	1	10	0	14	0	2	22	6	0	30	113
Total	0	23	2	9	0	34	0	44	93	59	0	196	0	20	2	35	0	57	0	5	80	22	0	107	394
10:00 AM	0	8	1	1	0	10	0	13	28	9	0	50	0	3	1	10	0	14	0	0	19	6	0	25	99
10:15 AM	0	13	2	2	0	17	1	11	17	20	0	49	0	2	1	10	0	13	0	2	17	5	0	24	103
10:30 AM	0	11	2	1	0	14	1	7	26	12	0	46	0	11	1	14	0	26	0	2	21	3	0	26	112
10:45 AM	0	13	0	0	0	13	0	18	33	3	0	54	0	12	0	15	0	27	0	0	35	2	0	37	131
Total	0	45	5	4	0	54	2	49	104	44	0	199	0	28	3	49	0	80	0	4	92	16	0	112	445
11:00 AM	0	6	1	4	0	11	0	5	25	8	0	38	0	7	0	16	0	23	0	0	38	3	0	41	113
11:15 AM	0	8	0	2	0	10	0	10	19	11	0	40	0	2	0	16	0	18	0	2	28	0	0	30	98
11:30 AM	0	16	0	2	0	18	0	16	31	9	0	56	0	4	1	10	0	15	0	0	9	5	0	14	103
11:45 AM	0	11	0	5	0	16	0	15	37	9	0	61	0	3	0	22	0	25	0	3	42	4	0	49	151
Total	0	41	1	13	0	55	0	46	112	37	0	195	0	16	1	64	0	81	0	5	117	12	0	134	465
12:00 PM	0	16	0	2	0	18	0	15	29	20	0	64	0	4	0	29	0	33	0	3	44	5	0	52	167
12:15 PM	0	9	0	4	0	13	0	24	38	9	0	71	0	1	0	10	0	11	0	0	31	4	0	35	130
12:30 PM	0	13	0	0	0	13	0	16	29	12	0	57	0	2	1	6	0	9	0	1	26	7	0	34	113
12:45 PM	0	14	0	1	0	15	0	18	32	17	0	67	0	5	0	10	0	15	0	2	24	15	0	41	138
Total	0	52	0	7	0	59	0	73	128	58	0	259	0	12	1	55	0	68	0	6	125	31	0	162	548
01:00 PM	0	18	3	0	0	21	0	16	20	14	0	50	0	5	2	9	0	16	0	2	39	4	0	45	132
01:15 PM	0	16	0	3	0	19	0	12	29	13	0	54	0	6	0	13	0	19	0	0	35	7	0	42	134
01:30 PM	0	10	0	1	0	11	0	12	32	15	0	59	0	0	0	12	0	12	0	1	29	5	0	35	117
01:45 PM	0	11	0	1	0	12	0	8	27	12	0	47	0	3	0	16	0	19	0	2	44	7	0	53	131
Total	0	55	3	5	0	63	0	48	108	54	0	210	0	14	2	50	0	66	0	5	147	23	0	175	514



Traffic Data Inc

PO Box 16296
St. Louis Park, MN 55416

File Name : 4 - 117th St & Clark Rd, 4-15-14, 6am-7pm

Site Code : 4

Start Date : 4/15/2014

Page No : 2

117th St & Clark Rd
Inver Grove Heights, MN

Groups Printed- Cars + - Trucks

Start Time	Clark Rd Southbound						117th St Westbound					Clark Rd Northbound					117th St Eastbound					Int. Total			
	UTrn	Left	Thru	Right	Peds	App. Total	UTrn	Left	Thru	Right	Peds	App. Total	UTrn	Left	Thru	Right	Peds	App. Total	UTrn	Left	Thru		Right	Peds	App. Total
02:00 PM	0	9	0	2	0	11	0	10	22	10	0	42	0	3	1	18	0	22	0	0	35	9	0	44	119
02:15 PM	0	7	0	1	0	8	0	10	32	7	0	49	0	8	2	19	0	29	0	4	26	6	0	36	122
02:30 PM	0	8	0	1	0	9	0	16	32	11	0	59	0	3	0	10	0	13	0	0	29	5	0	34	115
02:45 PM	0	6	0	4	0	10	0	15	21	12	0	48	0	3	0	14	0	17	0	2	51	7	0	60	135
Total	0	30	0	8	0	38	0	51	107	40	0	198	0	17	3	61	0	81	0	6	141	27	0	174	491
03:00 PM	0	14	0	1	0	15	0	11	11	14	0	36	0	5	0	22	0	27	0	1	33	6	0	40	118
03:15 PM	0	19	0	2	0	21	1	8	23	13	0	45	0	5	0	25	0	30	0	3	76	3	0	82	178
03:30 PM	0	22	0	2	0	24	1	9	25	6	0	41	0	5	0	30	0	35	0	1	64	3	0	68	168
03:45 PM	0	16	0	2	0	18	0	13	24	7	0	44	0	5	0	25	0	30	0	1	42	4	0	47	139
Total	0	71	0	7	0	78	2	41	83	40	0	166	0	20	0	102	0	122	0	6	215	16	0	237	603
04:00 PM	0	21	0	2	0	23	4	15	18	6	0	43	0	4	0	46	0	50	1	2	69	1	0	73	189
04:15 PM	0	14	0	2	0	16	0	8	19	8	0	35	0	14	0	35	0	49	0	1	51	2	0	54	154
04:30 PM	0	20	1	3	0	24	0	14	19	9	0	42	0	18	0	61	0	79	0	0	66	3	0	69	214
04:45 PM	0	25	0	0	0	25	1	16	39	5	0	61	0	18	0	78	0	96	0	1	69	4	0	74	256
Total	0	80	1	7	0	88	5	53	95	28	0	181	0	54	0	220	0	274	1	4	255	10	0	270	813
05:00 PM	0	12	1	3	0	16	0	27	32	10	0	69	0	17	1	91	0	109	0	0	228	9	0	237	431
05:15 PM	0	12	0	1	0	13	0	31	39	5	0	75	0	30	0	204	0	234	0	3	190	8	0	201	523
05:30 PM	0	11	0	3	0	14	0	26	42	5	0	73	0	30	0	185	0	215	0	1	205	2	0	208	510
05:45 PM	0	13	0	1	0	14	0	8	39	6	0	53	0	5	0	48	0	53	0	0	149	2	0	151	271
Total	0	48	1	8	0	57	0	92	152	26	0	270	0	82	1	528	0	611	0	4	772	21	0	797	1735
06:00 PM	0	6	0	1	0	7	0	11	41	4	0	56	0	9	0	103	0	112	0	0	57	3	0	60	235
06:15 PM	0	6	0	1	0	7	0	8	39	4	0	51	0	3	0	18	0	21	0	0	34	2	0	36	115
06:30 PM	0	5	0	1	0	6	0	16	25	1	0	42	0	5	0	13	0	18	0	0	42	2	0	44	110
06:45 PM	0	11	0	0	0	11	0	1	19	4	0	24	0	3	0	27	0	30	0	0	29	0	0	29	94
Total	0	28	0	3	0	31	0	36	124	13	0	173	0	20	0	161	0	181	0	0	162	7	0	169	554
Grand Total	0	548	16	85	0	649	12	1296	2188	568	0	4064	0	324	16	1537	0	1877	1	69	2413	385	0	2868	9458
Apprch %	0	84.4	2.5	13.1	0		0.3	31.9	53.8	14	0		0	17.3	0.9	81.9	0		0	2.4	84.1	13.4	0		
Total %	0	5.8	0.2	0.9	0	6.9	0.1	13.7	23.1	6	0	43	0	3.4	0.2	16.3	0	19.8	0	0.7	25.5	4.1	0	30.3	
Cars +	0	397	8	66	0	471	9	1005	1842	408	0	3264	0	305	6	1221	0	1532	1	61	2036	356	0	2454	7721
% Cars +	0	72.4	50	77.6	0	72.6	75	77.5	84.2	71.8	0	80.3	0	94.1	37.5	79.4	0	81.6	100	88.4	84.4	92.5	0	85.6	81.6
Trucks	0	151	8	19	0	178	3	291	346	160	0	800	0	19	10	316	0	345	0	8	377	29	0	414	1737
% Trucks	0	27.6	50	22.4	0	27.4	25	22.5	15.8	28.2	0	19.7	0	5.9	62.5	20.6	0	18.4	0	11.6	15.6	7.5	0	14.4	18.4



Traffic Data Inc

PO Box 16296
St. Louis Park, MN 55416

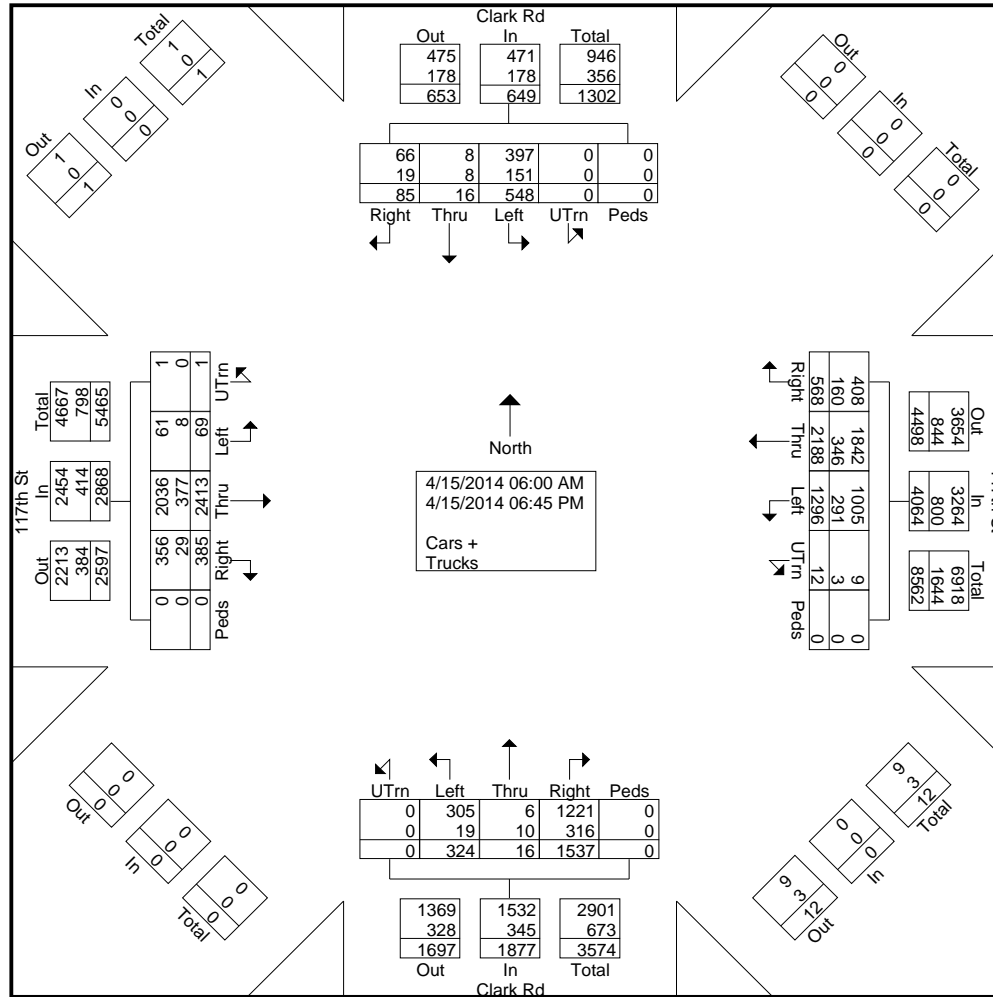
File Name : 4 - 117th St & Clark Rd, 4-15-14, 6am-7pm

Site Code : 4

Start Date : 4/15/2014

Page No : 3

117th St & Clark Rd
Inver Grove Heights, MN





Traffic Data Inc

PO Box 16296
St. Louis Park, MN 55416

File Name : 4 - 117th St & Clark Rd, 4-15-14, 6am-7pm

Site Code : 4

Start Date : 4/15/2014

Page No : 4

117th St & Clark Rd
Inver Grove Heights, MN

Start Time	Clark Rd Southbound						117th St Westbound						Clark Rd Northbound						117th St Eastbound						Int. Total
	UTrn	Left	Thru	Right	Peds	App. Total	UTrn	Left	Thru	Right	Peds	App. Total	UTrn	Left	Thru	Right	Peds	App. Total	UTrn	Left	Thru	Right	Peds	App. Total	
Peak Hour Analysis From 06:00 AM to 09:45 AM - Peak 1 of 1																									
Peak Hour for Entire Intersection Begins at 06:00 AM																									
06:00 AM	0	3	0	1	0	4	0	134	247	11	0	392	0	8	1	79	0	88	0	2	16	24	0	42	526
06:15 AM	0	6	0	0	0	6	0	170	230	13	0	413	0	3	0	19	0	22	0	0	23	33	0	56	497
06:30 AM	0	10	0	1	0	11	0	173	166	17	0	356	0	3	0	9	0	12	0	3	21	40	0	64	443
06:45 AM	0	7	1	2	0	10	0	100	95	21	0	216	0	0	0	16	0	16	0	0	27	38	0	65	307
Total Volume	0	26	1	4	0	31	0	577	738	62	0	1377	0	14	1	123	0	138	0	5	87	135	0	227	1773
% App. Total	0	83.9	3.2	12.9	0		0	41.9	53.6	4.5	0		0	10.1	0.7	89.1	0		0	2.2	38.3	59.5	0		
PHF	.000	.650	.250	.500	.000	.705	.000	.834	.747	.738	.000	.834	.000	.438	.250	.389	.000	.392	.000	.417	.806	.844	.000	.873	.843
Peak Hour Analysis From 10:00 AM to 01:45 PM - Peak 1 of 1																									
Peak Hour for Entire Intersection Begins at 11:45 AM																									
11:45 AM	0	11	0	5	0	16	0	15	37	9	0	61	0	3	0	22	0	25	0	3	42	4	0	49	151
12:00 PM	0	16	0	2	0	18	0	15	29	20	0	64	0	4	0	29	0	33	0	3	44	5	0	52	167
12:15 PM	0	9	0	4	0	13	0	24	38	9	0	71	0	1	0	10	0	11	0	0	31	4	0	35	130
12:30 PM	0	13	0	0	0	13	0	16	29	12	0	57	0	2	1	6	0	9	0	1	26	7	0	34	113
Total Volume	0	49	0	11	0	60	0	70	133	50	0	253	0	10	1	67	0	78	0	7	143	20	0	170	561
% App. Total	0	81.7	0	18.3	0		0	27.7	52.6	19.8	0		0	12.8	1.3	85.9	0		0	4.1	84.1	11.8	0		
PHF	.000	.766	.000	.550	.000	.833	.000	.729	.875	.625	.000	.891	.000	.625	.250	.578	.000	.591	.000	.583	.813	.714	.000	.817	.840
Peak Hour Analysis From 02:00 PM to 06:45 PM - Peak 1 of 1																									
Peak Hour for Entire Intersection Begins at 05:00 PM																									
05:00 PM	0	12	1	3	0	16	0	27	32	10	0	69	0	17	1	91	0	109	0	0	228	9	0	237	431
05:15 PM	0	12	0	1	0	13	0	31	39	5	0	75	0	30	0	204	0	234	0	3	190	8	0	201	523
05:30 PM	0	11	0	3	0	14	0	26	42	5	0	73	0	30	0	185	0	215	0	1	205	2	0	208	510
05:45 PM	0	13	0	1	0	14	0	8	39	6	0	53	0	5	0	48	0	53	0	0	149	2	0	151	271
Total Volume	0	48	1	8	0	57	0	92	152	26	0	270	0	82	1	528	0	611	0	4	772	21	0	797	1735
% App. Total	0	84.2	1.8	14	0		0	34.1	56.3	9.6	0		0	13.4	0.2	86.4	0		0	0.5	96.9	2.6	0		
PHF	.000	.923	.250	.667	.000	.891	.000	.742	.905	.650	.000	.900	.000	.683	.250	.647	.000	.653	.000	.333	.846	.583	.000	.841	.829



Traffic Data Inc

PO Box 16296
St. Louis Park, MN 55416

File Name : 5 - 117th St & Hwy 52 SB Ramps, 4-15-14, 6am-7pm

Site Code : 5

Start Date : 4/15/2014

Page No : 1

117th St & 52 SB Ramps
Inver Grove Heights, MN

Groups Printed- Cars + - Trucks

Start Time	52 SB Ramps Southbound						117th St Westbound					52 SB Ramps Northbound					117th St Eastbound						Int. Total		
	UTrn	Left	Thru	Right	Peds	App. Total	UTrn	Left	Thru	Right	Peds	App. Total	UTrn	Left	Thru	Right	Peds	App. Total	UTrn	Left	Thru	Right		Peds	App. Total
06:00 AM	0	11	2	257	0	270	0	10	157	0	0	167	0	0	0	1	0	1	0	0	37	62	0	99	537
06:15 AM	0	13	0	258	0	271	0	9	176	0	0	185	0	0	0	0	0	0	0	0	27	18	0	45	501
06:30 AM	0	16	0	206	0	222	0	6	165	0	0	171	0	0	0	0	0	0	0	0	29	15	0	44	437
06:45 AM	0	17	1	134	0	152	0	9	88	0	0	97	0	0	0	0	0	0	0	0	31	13	0	44	293
Total	0	57	3	855	0	915	0	34	586	0	0	620	0	0	0	1	0	1	0	0	124	108	0	232	1768
07:00 AM	0	14	0	55	0	69	0	11	57	0	0	68	0	0	0	0	0	0	0	0	30	24	0	54	191
07:15 AM	0	10	0	49	0	59	0	14	60	0	0	74	0	0	0	0	0	0	0	0	35	20	0	55	188
07:30 AM	0	20	0	34	0	54	0	12	40	0	0	52	0	0	0	0	0	0	0	0	28	23	0	51	157
07:45 AM	0	15	0	57	1	73	0	7	47	0	0	54	0	0	0	0	0	0	0	0	21	17	0	38	165
Total	0	59	0	195	1	255	0	44	204	0	0	248	0	0	0	0	0	0	0	0	114	84	0	198	701
08:00 AM	0	11	0	36	0	47	0	8	30	0	0	38	0	0	0	0	0	0	0	0	37	17	0	54	139
08:15 AM	0	7	0	29	0	36	0	18	26	0	0	44	0	0	0	0	0	0	0	0	21	13	0	34	114
08:30 AM	0	12	0	25	0	37	0	8	24	0	0	32	0	0	0	0	0	0	0	0	31	15	0	46	115
08:45 AM	0	15	1	26	0	42	0	4	21	0	0	25	0	0	0	0	0	0	0	0	20	19	0	39	106
Total	0	45	1	116	0	162	0	38	101	0	0	139	0	0	0	0	0	0	0	0	109	64	0	173	474
09:00 AM	0	13	1	22	1	37	0	9	21	0	0	30	0	0	0	0	0	0	0	0	18	13	0	31	98
09:15 AM	0	17	1	21	0	39	0	7	21	0	0	28	0	0	0	0	0	0	0	0	25	14	0	39	106
09:30 AM	0	16	1	32	0	49	0	13	18	0	0	31	0	0	0	0	0	0	0	0	17	10	0	27	107
09:45 AM	0	21	1	30	0	52	0	11	23	0	0	34	0	0	0	0	0	0	0	0	31	12	0	43	129
Total	0	67	4	105	1	177	0	40	83	0	0	123	0	0	0	0	0	0	0	0	91	49	0	140	440
10:00 AM	0	8	0	28	0	36	0	8	17	0	0	25	0	0	0	0	0	0	0	0	19	19	0	38	99
10:15 AM	0	14	1	26	0	41	0	6	23	0	0	29	0	0	0	0	0	0	0	0	28	11	0	39	109
10:30 AM	0	17	2	22	0	41	0	11	15	0	0	26	0	0	0	0	0	0	0	0	33	13	0	46	113
10:45 AM	0	22	0	27	0	49	0	14	22	0	0	36	0	0	0	0	0	0	0	0	51	10	0	61	146
Total	0	61	3	103	0	167	0	39	77	0	0	116	0	0	0	0	0	0	0	0	131	53	0	184	467
11:00 AM	0	14	0	19	0	33	0	15	16	0	0	31	0	0	0	0	0	0	0	0	52	14	0	66	130
11:15 AM	0	16	0	25	0	41	0	14	23	0	0	37	0	0	0	0	0	0	0	0	43	9	0	52	130
11:30 AM	0	22	0	23	0	45	0	13	22	0	0	35	0	0	0	0	0	0	0	0	24	10	0	34	114
11:45 AM	0	17	0	34	0	51	0	15	20	0	0	35	0	0	0	0	0	0	0	0	49	18	0	67	153
Total	0	69	0	101	0	170	0	57	81	0	0	138	0	0	0	0	0	0	0	0	168	51	0	219	527
12:00 PM	0	18	0	29	0	47	0	16	30	0	0	46	0	0	0	0	0	0	0	0	69	16	0	85	178
12:15 PM	0	13	1	29	0	43	0	14	32	0	0	46	0	0	0	0	0	0	0	0	42	10	0	52	141
12:30 PM	0	14	0	30	0	44	0	7	23	0	0	30	0	0	0	0	0	0	0	0	37	10	0	47	121
12:45 PM	0	18	1	30	0	49	0	14	30	0	0	44	0	0	0	0	0	0	0	0	42	7	0	49	142
Total	0	63	2	118	0	183	0	51	115	0	0	166	0	0	0	0	0	0	0	0	190	43	0	233	582
01:00 PM	0	15	0	26	0	41	0	10	16	0	0	26	0	0	0	0	0	0	0	0	46	13	0	59	126
01:15 PM	0	11	1	25	0	37	0	7	18	0	0	25	0	0	0	0	0	0	0	0	47	12	0	59	121
01:30 PM	0	13	0	34	0	47	0	8	23	0	0	31	0	0	0	0	0	0	0	0	37	12	0	49	127
01:45 PM	0	15	1	22	0	38	0	7	23	0	0	30	0	0	0	0	0	0	0	0	45	21	0	66	134
Total	0	54	2	107	0	163	0	32	80	0	0	112	0	0	0	0	0	0	0	0	175	58	0	233	508



Traffic Data Inc

PO Box 16296
St. Louis Park, MN 55416

File Name : 5 - 117th St & Hwy 52 SB Ramps, 4-15-14, 6am-7pm

Site Code : 5

Start Date : 4/15/2014

Page No : 2

117th St & 52 SB Ramps
Inver Grove Heights, MN

Groups Printed- Cars + - Trucks

Start Time	52 SB Ramps Southbound						117th St Westbound					52 SB Ramps Northbound						117th St Eastbound						Int. Total	
	UTrn	Left	Thru	Right	Peds	App. Total	UTrn	Left	Thru	Right	Peds	App. Total	UTrn	Left	Thru	Right	Peds	App. Total	UTrn	Left	Thru	Right	Peds		App. Total
02:00 PM	0	13	0	16	0	29	0	12	15	0	0	27	0	0	0	0	0	0	0	0	40	15	0	55	111
02:15 PM	0	10	0	29	0	39	0	9	19	0	0	28	0	0	0	0	0	0	0	0	35	12	0	47	114
02:30 PM	0	11	1	28	1	41	0	6	23	0	0	29	0	0	0	0	0	0	0	0	21	20	0	41	111
02:45 PM	0	15	0	22	0	37	0	5	21	0	0	26	0	0	0	0	0	0	0	0	44	19	0	63	126
Total	0	49	1	95	1	146	0	32	78	0	0	110	0	0	0	0	0	0	0	0	140	66	0	206	462
03:00 PM	0	15	0	16	0	31	0	16	18	0	0	34	0	0	0	0	0	0	0	0	41	27	0	68	133
03:15 PM	0	16	0	16	0	32	0	21	27	0	0	48	0	0	0	0	0	0	0	0	47	53	1	101	181
03:30 PM	0	11	0	22	0	33	0	13	21	0	0	34	0	0	0	0	0	0	0	0	80	49	0	129	196
03:45 PM	0	17	0	15	0	32	0	13	28	0	0	41	0	0	0	0	0	0	0	0	38	40	0	78	151
Total	0	59	0	69	0	128	0	63	94	0	0	157	0	0	0	0	0	0	0	0	206	169	1	376	661
04:00 PM	0	11	2	12	0	25	0	17	30	0	0	47	0	0	0	0	0	0	0	0	78	63	0	141	213
04:15 PM	0	14	1	11	0	26	0	26	17	0	0	43	0	0	0	0	0	0	0	0	50	47	0	97	166
04:30 PM	0	10	0	18	0	28	0	25	25	0	0	50	0	0	0	0	0	0	0	0	80	62	0	142	220
04:45 PM	0	8	1	17	0	26	0	7	34	0	0	41	0	0	0	0	0	0	0	0	84	61	0	145	212
Total	0	43	4	58	0	105	0	75	106	0	0	181	0	0	0	0	0	0	0	0	292	233	0	525	811
05:00 PM	0	17	2	16	0	35	0	15	40	0	0	55	0	0	0	0	0	0	0	0	181	116	0	297	387
05:15 PM	0	19	0	28	0	47	0	28	39	0	0	67	0	0	0	0	0	0	0	0	221	139	1	361	475
05:30 PM	0	8	2	23	0	33	0	20	48	0	0	68	0	0	0	0	0	0	0	0	229	150	0	379	480
05:45 PM	0	10	1	17	0	28	0	12	33	0	0	45	0	0	0	0	0	0	0	0	102	93	0	195	268
Total	0	54	5	84	0	143	0	75	160	0	0	235	0	0	0	0	0	0	0	0	733	498	1	1232	1610
06:00 PM	0	4	0	22	0	26	0	9	40	0	0	49	0	0	0	0	0	0	0	0	68	90	0	158	233
06:15 PM	0	12	0	25	0	37	0	6	21	0	0	27	0	0	0	0	0	0	0	0	31	26	0	57	121
06:30 PM	0	2	0	18	0	20	0	3	23	0	0	26	0	0	0	0	0	0	0	0	32	28	0	60	106
06:45 PM	0	5	0	11	0	16	0	6	12	0	0	18	0	0	0	0	0	0	0	0	35	34	0	69	103
Total	0	23	0	76	0	99	0	24	96	0	0	120	0	0	0	0	0	0	0	0	166	178	0	344	563
Grand Total	0	703	25	2082	3	2813	0	604	1861	0	0	2465	0	0	0	1	0	1	0	0	2639	1654	2	4295	9574
Apprch %	0	25	0.9	74	0.1		0	24.5	75.5	0	0		0	0	0	100	0		0	0	61.4	38.5	0		
Total %	0	7.3	0.3	21.7	0	29.4	0	6.3	19.4	0	0	25.7	0	0	0	0	0	0	0	0	27.6	17.3	0	44.9	
Cars +	0	447	18	1685	2	2152	0	394	1639	0	0	2033	0	0	0	0	0	0	0	0	2228	1493	2	3723	7908
% Cars +	0	63.6	7.2	80.9	66.7	76.5	0	65.2	88.1	0	0	82.5	0	0	0	0	0	0	0	0	84.4	90.3	100	86.7	82.6
Trucks	0	256	7	397	1	661	0	210	222	0	0	432	0	0	0	1	0	1	0	0	411	161	0	572	1666
% Trucks	0	36.4	2.8	19.1	33.3	23.5	0	34.8	11.9	0	0	17.5	0	0	0	100	0	100	0	0	15.6	9.7	0	13.3	17.4



Traffic Data Inc

PO Box 16296
St. Louis Park, MN 55416

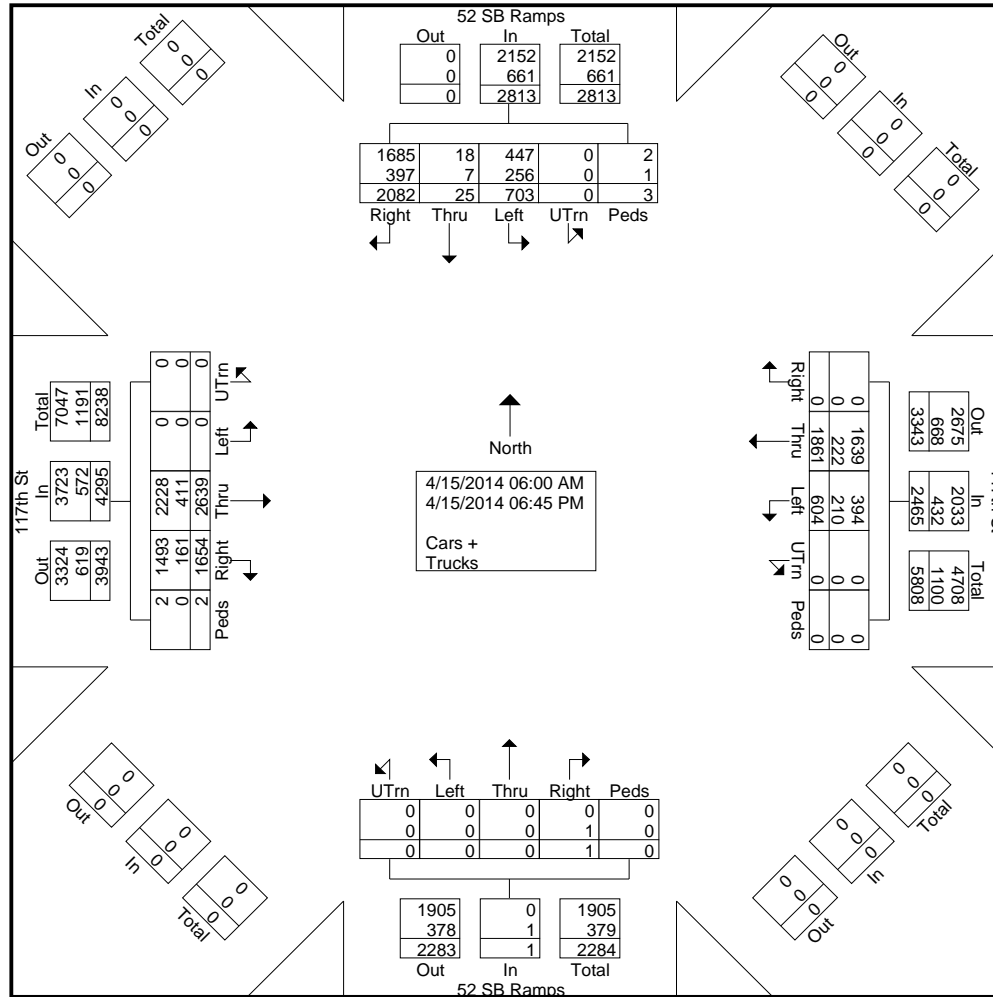
File Name : 5 - 117th St & Hwy 52 SB Ramps, 4-15-14, 6am-7pm

Site Code : 5

Start Date : 4/15/2014

Page No : 3

117th St & 52 SB Ramps
Inver Grove Heights, MN





Traffic Data Inc

PO Box 16296
St. Louis Park, MN 55416

File Name : 5 - 117th St & Hwy 52 SB Ramps, 4-15-14, 6am-7pm

Site Code : 5

Start Date : 4/15/2014

Page No : 4

117th St & 52 SB Ramps
Inver Grove Heights, MN

Start Time	52 SB Ramps Southbound						117th St Westbound						52 SB Ramps Northbound						117th St Eastbound						Int. Total
	UTrn	Left	Thru	Right	Peds	App. Total	UTrn	Left	Thru	Right	Peds	App. Total	UTrn	Left	Thru	Right	Peds	App. Total	UTrn	Left	Thru	Right	Peds	App. Total	
Peak Hour Analysis From 06:00 AM to 09:45 AM - Peak 1 of 1																									
Peak Hour for Entire Intersection Begins at 06:00 AM																									
06:00 AM	0	11	2	257	0	270	0	10	157	0	0	167	0	0	0	1	0	1	0	0	37	62	0	99	537
06:15 AM	0	13	0	258	0	271	0	9	176	0	0	185	0	0	0	0	0	0	0	0	27	18	0	45	501
06:30 AM	0	16	0	206	0	222	0	6	165	0	0	171	0	0	0	0	0	0	0	0	29	15	0	44	437
06:45 AM	0	17	1	134	0	152	0	9	88	0	0	97	0	0	0	0	0	0	0	0	31	13	0	44	293
Total Volume	0	57	3	855	0	915	0	34	586	0	0	620	0	0	0	1	0	1	0	0	124	108	0	232	1768
% App. Total	0	6.2	0.3	93.4	0		0	5.5	94.5	0	0		0	0	0	100	0		0	0	53.4	46.6	0		
PHF	.000	.838	.375	.828	.000	.844	.000	.850	.832	.000	.000	.838	.000	.000	.000	.250	.000	.250	.000	.000	.838	.435	.000	.586	.823
Peak Hour Analysis From 10:00 AM to 01:45 PM - Peak 1 of 1																									
Peak Hour for Entire Intersection Begins at 11:45 AM																									
11:45 AM	0	17	0	34	0	51	0	15	20	0	0	35	0	0	0	0	0	0	0	0	49	18	0	67	153
12:00 PM	0	18	0	29	0	47	0	16	30	0	0	46	0	0	0	0	0	0	0	0	69	16	0	85	178
12:15 PM	0	13	1	29	0	43	0	14	32	0	0	46	0	0	0	0	0	0	0	0	42	10	0	52	141
12:30 PM	0	14	0	30	0	44	0	7	23	0	0	30	0	0	0	0	0	0	0	0	37	10	0	47	121
Total Volume	0	62	1	122	0	185	0	52	105	0	0	157	0	0	0	0	0	0	0	0	197	54	0	251	593
% App. Total	0	33.5	0.5	65.9	0		0	33.1	66.9	0	0		0	0	0	0	0	0	0	0	78.5	21.5	0		
PHF	.000	.861	.250	.897	.000	.907	.000	.813	.820	.000	.000	.853	.000	.000	.000	.000	.000	.000	.000	.000	.714	.750	.000	.738	.833
Peak Hour Analysis From 02:00 PM to 06:45 PM - Peak 1 of 1																									
Peak Hour for Entire Intersection Begins at 05:00 PM																									
05:00 PM	0	17	2	16	0	35	0	15	40	0	0	55	0	0	0	0	0	0	0	0	181	116	0	297	387
05:15 PM	0	19	0	28	0	47	0	28	39	0	0	67	0	0	0	0	0	0	0	0	221	139	1	361	475
05:30 PM	0	8	2	23	0	33	0	20	48	0	0	68	0	0	0	0	0	0	0	0	229	150	0	379	480
05:45 PM	0	10	1	17	0	28	0	12	33	0	0	45	0	0	0	0	0	0	0	0	102	93	0	195	268
Total Volume	0	54	5	84	0	143	0	75	160	0	0	235	0	0	0	0	0	0	0	0	733	498	1	1232	1610
% App. Total	0	37.8	3.5	58.7	0		0	31.9	68.1	0	0		0	0	0	0	0	0	0	0	59.5	40.4	0.1		
PHF	.000	.711	.625	.750	.000	.761	.000	.670	.833	.000	.000	.864	.000	.000	.000	.000	.000	.000	.000	.000	.800	.830	.250	.813	.839



Traffic Data Inc

PO Box 16296
St. Louis Park, MN 55416

File Name : 6 - 117th St & Hwy 52 NB Ramps-Courthouse Blvd, 4-15-14, 6am-7pm

Site Code : 6

Start Date : 4/15/2014

Page No : 1

117th St & 52 NB Ramps/Courthouse Blvd
Inver Grove Heights, MN

Groups Printed- Cars + - Trucks

Start Time	Courthouse Blvd Southbound						117th St Westbound					52 SB Ramps Northbound					117th St Eastbound					Int. Total			
	UTrn	Left	Thru	Right	Peds	App. Total	UTrn	Left	Thru	Right	Peds	App. Total	UTrn	Left	Thru	Right	Peds	App. Total	UTrn	Left	Thru		Right	Peds	App. Total
06:00 AM	0	0	8	29	0	37	0	0	0	0	0	0	0	139	17	0	0	156	0	22	0	46	0	68	261
06:15 AM	0	0	7	11	0	18	0	0	0	0	0	0	1	153	17	0	0	171	0	20	0	23	0	43	232
06:30 AM	0	0	6	11	0	17	0	0	0	0	0	0	0	124	9	0	0	133	0	21	0	24	0	45	195
06:45 AM	0	0	6	17	0	23	0	0	0	0	0	0	0	83	14	0	0	97	1	29	0	26	0	56	176
Total	0	0	27	68	0	95	0	0	0	0	0	0	1	499	57	0	0	557	1	92	0	119	0	212	864
07:00 AM	0	0	7	22	0	29	0	0	0	0	0	0	0	54	21	0	0	75	0	18	0	21	0	39	143
07:15 AM	0	0	11	17	0	28	0	0	0	0	0	0	4	45	16	0	0	65	0	26	1	19	0	46	139
07:30 AM	0	0	15	10	0	25	0	0	0	0	0	0	0	31	9	0	0	40	0	24	1	19	1	45	110
07:45 AM	0	0	14	9	0	23	0	0	0	0	0	0	0	39	13	0	0	52	0	19	0	15	0	34	109
Total	0	0	47	58	0	105	0	0	0	0	0	0	4	169	59	0	0	232	0	87	2	74	1	164	501
08:00 AM	0	0	18	6	0	24	0	0	0	0	0	0	0	28	14	0	0	42	0	26	2	24	0	52	118
08:15 AM	0	0	13	15	0	28	0	0	0	0	0	0	0	25	10	0	0	35	0	9	0	19	0	28	91
08:30 AM	0	0	14	12	0	26	0	0	0	0	0	0	0	19	7	0	0	26	0	17	0	15	0	32	84
08:45 AM	0	0	13	8	0	21	0	0	0	0	0	0	0	15	4	0	0	19	0	17	0	16	0	33	73
Total	0	0	58	41	0	99	0	0	0	0	0	0	0	87	35	0	0	122	0	69	2	74	0	145	366
09:00 AM	0	0	7	9	0	16	0	0	0	0	0	0	0	18	10	0	0	28	0	13	0	13	0	26	70
09:15 AM	0	0	20	10	0	30	0	0	0	0	0	0	0	13	4	0	0	17	0	22	0	17	0	39	86
09:30 AM	0	0	16	12	1	29	0	0	0	0	0	0	0	14	12	0	0	26	0	17	0	17	0	34	89
09:45 AM	0	2	17	10	0	29	0	0	0	0	0	0	0	24	11	0	0	35	0	20	0	22	0	42	106
Total	0	2	60	41	1	104	0	0	0	0	0	0	0	69	37	0	0	106	0	72	0	69	0	141	351
10:00 AM	0	0	11	10	0	21	0	0	0	0	0	0	0	14	18	0	0	32	0	8	0	17	0	25	78
10:15 AM	0	0	14	6	0	20	0	0	0	0	0	0	0	19	8	0	0	27	1	17	0	22	0	40	87
10:30 AM	0	0	16	22	0	38	0	0	0	0	0	0	0	6	7	0	0	13	0	20	1	26	0	47	98
10:45 AM	0	0	16	15	0	31	0	0	0	0	0	0	0	21	7	0	0	28	0	32	0	41	0	73	132
Total	0	0	57	53	0	110	0	0	0	0	0	0	0	60	40	0	0	100	1	77	1	106	0	185	395
11:00 AM	0	0	16	16	0	32	0	0	0	0	0	0	1	10	4	0	0	15	0	19	0	47	0	66	113
11:15 AM	0	0	9	15	0	24	0	0	0	0	0	0	0	19	6	0	0	25	0	23	1	28	0	52	101
11:30 AM	0	0	11	20	0	31	0	0	0	0	0	0	0	14	7	0	0	21	0	23	0	23	0	46	98
11:45 AM	0	0	11	20	0	31	0	0	0	0	0	0	0	18	12	0	0	30	1	29	0	32	0	62	123
Total	0	0	47	71	0	118	0	0	0	0	0	0	1	61	29	0	0	91	1	94	1	130	0	226	435
12:00 PM	0	1	12	27	0	40	0	0	0	1	0	1	0	17	13	0	0	30	0	27	0	38	0	65	136
12:15 PM	0	0	14	24	0	38	0	0	0	0	0	0	0	19	14	0	0	33	1	28	1	31	0	61	132
12:30 PM	0	0	9	14	0	23	0	0	0	0	0	0	0	16	10	0	0	26	0	15	0	33	1	49	98
12:45 PM	0	0	10	20	0	30	0	0	0	0	0	0	0	21	11	0	0	32	0	32	1	22	0	55	117
Total	0	1	45	85	0	131	0	0	0	1	0	1	0	73	48	0	0	121	1	102	2	124	1	230	483
01:00 PM	0	0	21	17	0	38	0	0	0	0	0	0	0	16	9	0	0	25	0	18	0	39	0	57	120
01:15 PM	0	0	11	13	0	24	0	0	0	0	0	0	0	17	6	0	0	23	0	23	0	35	0	58	105
01:30 PM	0	0	8	16	0	24	0	0	0	0	0	0	0	17	6	0	0	23	1	27	0	26	0	54	101
01:45 PM	0	0	19	14	0	33	0	0	0	0	0	0	0	15	6	0	0	21	2	29	0	31	0	62	116
Total	0	0	59	60	0	119	0	0	0	0	0	0	0	65	27	0	0	92	3	97	0	131	0	231	442



Traffic Data Inc

PO Box 16296
St. Louis Park, MN 55416

File Name : 6 - 117th St & Hwy 52 NB Ramps-Courthouse Blvd, 4-15-14, 6am-7pm

Site Code : 6

Start Date : 4/15/2014

Page No : 2

117th St & 52 NB Ramps/Courthouse Blvd
Inver Grove Heights, MN

Groups Printed- Cars + - Trucks

Start Time	Courthouse Blvd Southbound						117th St Westbound					52 SB Ramps Northbound					117th St Eastbound					Int. Total			
	UTrn	Left	Thru	Right	Peds	App. Total	UTrn	Left	Thru	Right	Peds	App. Total	UTrn	Left	Thru	Right	Peds	App. Total	UTrn	Left	Thru		Right	Peds	App. Total
02:00 PM	0	1	12	19	0	32	0	1	0	0	0	1	0	11	7	0	0	18	0	24	0	38	0	62	113
02:15 PM	0	0	17	17	0	34	0	0	0	0	0	0	0	15	12	0	0	27	0	15	0	31	0	46	107
02:30 PM	0	1	21	14	0	36	0	0	0	0	0	0	0	17	5	0	0	22	0	16	0	24	1	41	99
02:45 PM	0	0	6	15	0	21	0	0	0	0	0	0	0	18	10	0	0	28	0	20	0	44	0	64	113
Total	0	2	56	65	0	123	0	1	0	0	0	1	0	61	34	0	0	95	0	75	0	137	1	213	432
03:00 PM	0	1	24	19	0	44	0	0	0	0	0	0	1	15	6	0	0	22	0	19	0	27	0	46	112
03:15 PM	0	0	16	30	0	46	0	0	0	0	0	0	0	21	12	0	0	33	1	18	1	46	0	66	145
03:30 PM	0	0	21	13	0	34	0	0	0	0	0	0	1	18	10	0	0	29	1	22	0	64	0	87	150
03:45 PM	0	1	16	16	1	34	0	0	0	0	0	0	0	23	8	0	0	31	0	23	1	36	0	60	125
Total	0	2	77	78	1	158	0	0	0	0	0	0	2	77	36	0	0	115	2	82	2	173	0	259	532
04:00 PM	0	0	18	25	0	43	0	0	0	0	0	0	0	20	13	0	0	33	0	20	1	70	0	91	167
04:15 PM	0	0	14	26	0	40	0	0	0	0	0	0	0	16	11	0	0	27	0	18	0	49	0	67	134
04:30 PM	0	0	14	32	0	46	0	0	0	0	0	0	0	18	14	0	0	32	0	15	0	75	0	90	168
04:45 PM	0	0	14	13	0	27	0	0	0	0	0	0	0	31	12	0	0	43	0	25	0	69	0	94	164
Total	0	0	60	96	0	156	0	0	0	0	0	0	0	85	50	0	0	135	0	78	1	263	0	342	633
05:00 PM	0	0	23	28	0	51	0	0	0	0	0	0	0	28	7	0	0	35	0	29	1	166	0	196	282
05:15 PM	0	0	13	25	0	38	0	0	0	0	0	0	0	49	5	0	0	54	0	22	4	218	0	244	336
05:30 PM	0	0	20	18	0	38	0	0	0	0	0	0	0	45	15	0	0	60	0	27	0	201	0	228	326
05:45 PM	0	0	14	14	0	28	0	0	0	0	0	0	0	30	16	0	0	46	0	21	0	108	0	129	203
Total	0	0	70	85	0	155	0	0	0	0	0	0	0	152	43	0	0	195	0	99	5	693	0	797	1147
06:00 PM	0	0	9	14	0	23	0	0	0	0	0	0	0	27	9	0	0	36	0	7	0	62	0	69	128
06:15 PM	0	0	5	14	0	19	0	0	0	0	0	0	0	15	8	0	0	23	0	17	0	25	1	43	85
06:30 PM	0	0	10	6	0	16	0	0	0	0	0	0	0	20	3	0	0	23	0	6	0	28	1	35	74
06:45 PM	0	0	6	7	0	13	0	0	0	0	0	0	0	13	7	0	0	20	0	10	0	27	0	37	70
Total	0	0	30	41	0	71	0	0	0	0	0	0	0	75	27	0	0	102	0	40	0	142	2	184	357
Grand Total	0	7	693	842	2	1544	0	1	0	1	0	2	8	1533	522	0	0	2063	9	1064	16	2235	5	3329	6938
Apprch %	0	0.5	44.9	54.5	0.1		0	50	0	50	0		0.4	74.3	25.3	0	0		0.3	32	0.5	67.1	0.2		
Total %	0	0.1	10	12.1	0	22.3	0	0	0	0	0	0	0.1	22.1	7.5	0	0	29.7	0.1	15.3	0.2	32.2	0.1	48	
Cars +	0	7	390	614	2	1013	0	1	0	1	0	2	7	1278	344	0	0	1629	6	731	12	1722	3	2474	5118
% Cars +	0	100	56.3	72.9	100	65.6	0	100	0	100	0	100	87.5	83.4	65.9	0	0	79	66.7	68.7	75	77	60	74.3	73.8
Trucks	0	0	303	228	0	531	0	0	0	0	0	0	1	255	178	0	0	434	3	333	4	513	2	855	1820
% Trucks	0	0	43.7	27.1	0	34.4	0	0	0	0	0	0	12.5	16.6	34.1	0	0	21	33.3	31.3	25	23	40	25.7	26.2



Traffic Data Inc

PO Box 16296
St. Louis Park, MN 55416

File Name : 6 - 117th St & Hwy 52 NB Ramps-Courthouse Blvd, 4-15-14, 6am-7pm

Site Code : 6

Start Date : 4/15/2014

Page No : 4

117th St & 52 NB Ramps/Courthouse Blvd
Inver Grove Heights, MN

Start Time	Courthouse Blvd Southbound						117th St Westbound						52 SB Ramps Northbound						117th St Eastbound						Int. Total
	UTrn	Left	Thru	Right	Peds	App. Total	UTrn	Left	Thru	Right	Peds	App. Total	UTrn	Left	Thru	Right	Peds	App. Total	UTrn	Left	Thru	Right	Peds	App. Total	
Peak Hour Analysis From 06:00 AM to 09:45 AM - Peak 1 of 1																									
Peak Hour for Entire Intersection Begins at 06:00 AM																									
06:00 AM	0	0	8	29	0	37	0	0	0	0	0	0	0	139	17	0	0	156	0	22	0	46	0	68	261
06:15 AM	0	0	7	11	0	18	0	0	0	0	0	0	1	153	17	0	0	171	0	20	0	23	0	43	232
06:30 AM	0	0	6	11	0	17	0	0	0	0	0	0	0	124	9	0	0	133	0	21	0	24	0	45	195
06:45 AM	0	0	6	17	0	23	0	0	0	0	0	0	0	83	14	0	0	97	1	29	0	26	0	56	176
Total Volume	0	0	27	68	0	95	0	0	0	0	0	0	1	499	57	0	0	557	1	92	0	119	0	212	864
% App. Total	0	0	28.4	71.6	0		0	0	0	0	0	0	0.2	89.6	10.2	0	0		0.5	43.4	0	56.1	0		
PHF	.000	.000	.844	.586	.000	.642	.000	.000	.000	.000	.000	.000	.250	.815	.838	.000	.000	.814	.250	.793	.000	.647	.000	.779	.828
Peak Hour Analysis From 10:00 AM to 01:45 PM - Peak 1 of 1																									
Peak Hour for Entire Intersection Begins at 11:30 AM																									
11:30 AM	0	0	11	20	0	31	0	0	0	0	0	0	0	14	7	0	0	21	0	23	0	23	0	46	98
11:45 AM	0	0	11	20	0	31	0	0	0	0	0	0	0	18	12	0	0	30	1	29	0	32	0	62	123
12:00 PM	0	1	12	27	0	40	0	0	0	1	0	1	0	17	13	0	0	30	0	27	0	38	0	65	136
12:15 PM	0	0	14	24	0	38	0	0	0	0	0	0	0	19	14	0	0	33	1	28	1	31	0	61	132
Total Volume	0	1	48	91	0	140	0	0	0	1	0	1	0	68	46	0	0	114	2	107	1	124	0	234	489
% App. Total	0	0.7	34.3	65	0		0	0	0	100	0		0	59.6	40.4	0	0		0.9	45.7	0.4	53	0		
PHF	.000	.250	.857	.843	.000	.875	.000	.000	.000	.250	.000	.250	.000	.895	.821	.000	.000	.864	.500	.922	.250	.816	.000	.900	.899
Peak Hour Analysis From 02:00 PM to 06:45 PM - Peak 1 of 1																									
Peak Hour for Entire Intersection Begins at 05:00 PM																									
05:00 PM	0	0	23	28	0	51	0	0	0	0	0	0	0	28	7	0	0	35	0	29	1	166	0	196	282
05:15 PM	0	0	13	25	0	38	0	0	0	0	0	0	0	49	5	0	0	54	0	22	4	218	0	244	336
05:30 PM	0	0	20	18	0	38	0	0	0	0	0	0	0	45	15	0	0	60	0	27	0	201	0	228	326
05:45 PM	0	0	14	14	0	28	0	0	0	0	0	0	0	30	16	0	0	46	0	21	0	108	0	129	203
Total Volume	0	0	70	85	0	155	0	0	0	0	0	0	0	152	43	0	0	195	0	99	5	693	0	797	1147
% App. Total	0	0	45.2	54.8	0		0	0	0	0	0		0	77.9	22.1	0	0		0	12.4	0.6	87	0		
PHF	.000	.000	.761	.759	.000	.760	.000	.000	.000	.000	.000	.000	.000	.776	.672	.000	.000	.813	.000	.853	.313	.795	.000	.817	.853



Traffic Data Inc

PO Box 16296
St. Louis Park, MN 55416

File Name : 7 - Clark Rd & Private Dr C, 4-15-14, 6am-7pm

Site Code : 7

Start Date : 4/15/2014

Page No : 1

Clark Rd & Private Drive C
Inver Grove Heights, MN

Groups Printed- Cars + - Trucks

Start Time	Clark Rd Southbound						Westbound						Clark Rd Northbound						Private Drive C Eastbound						Int. Total	
	UTrn	Left	Thru	Right	Peds	App. Total	UTrn	Left	Thru	Right	Peds	App. Total	UTrn	Left	Thru	Right	Peds	App. Total	UTrn	Left	Thru	Right	Peds	App. Total		
06:00 AM	0	0	145	17	0	162	0	0	0	0	0	0	0	0	0	88	0	0	88	0	0	0	4	0	4	254
06:15 AM	0	0	191	14	0	205	0	0	0	0	0	0	0	0	0	21	0	0	21	0	1	0	1	0	2	228
06:30 AM	0	0	193	14	0	207	0	0	0	0	0	0	0	1	14	0	0	15	0	0	0	0	0	0	222	
06:45 AM	0	0	139	8	0	147	0	0	0	0	0	0	0	1	16	0	0	17	0	0	0	2	0	2	166	
Total	0	0	668	53	0	721	0	0	0	0	0	0	0	2	139	0	0	141	0	1	0	7	0	8	870	
07:00 AM	0	0	65	0	0	65	0	0	0	0	0	0	0	1	20	0	0	21	0	0	0	0	0	0	86	
07:15 AM	0	0	44	1	0	45	0	0	0	0	0	0	0	1	14	0	0	15	0	0	0	1	0	1	61	
07:30 AM	0	0	34	0	0	34	0	0	0	0	0	0	0	0	14	0	0	14	0	1	0	1	0	2	50	
07:45 AM	0	0	27	0	0	27	0	0	0	0	0	0	0	0	10	0	0	10	0	0	0	0	0	0	37	
Total	0	0	170	1	0	171	0	0	0	0	0	0	0	2	58	0	0	60	0	1	0	2	0	3	234	
08:00 AM	0	0	22	3	0	25	0	0	0	0	0	0	0	0	16	0	0	16	0	1	0	0	0	1	42	
08:15 AM	0	0	15	1	0	16	0	0	0	0	0	0	0	1	9	0	0	10	0	0	0	1	0	1	27	
08:30 AM	0	0	16	1	0	17	0	0	0	0	0	0	0	0	8	0	0	8	0	0	0	0	0	0	25	
08:45 AM	0	0	29	1	0	30	0	0	0	0	0	0	0	1	22	0	0	23	0	1	0	1	0	2	55	
Total	0	0	82	6	0	88	0	0	0	0	0	0	0	2	55	0	0	57	0	2	0	2	0	4	149	
09:00 AM	0	0	15	0	0	15	0	0	0	0	0	0	0	0	16	0	0	16	0	0	0	0	0	0	31	
09:15 AM	1	0	15	0	0	16	0	0	0	0	0	0	0	0	14	0	0	14	0	0	0	0	0	0	30	
09:30 AM	0	0	16	0	0	16	0	0	0	0	0	0	0	2	12	0	0	14	0	0	0	0	0	0	30	
09:45 AM	0	0	18	0	0	18	0	0	0	0	0	0	0	2	14	0	0	16	0	1	0	0	0	1	35	
Total	1	0	64	0	0	65	0	0	0	0	0	0	0	4	56	0	0	60	0	1	0	0	0	1	126	
10:00 AM	0	0	20	0	0	20	0	0	0	0	0	0	0	0	14	0	0	14	0	0	0	0	0	0	34	
10:15 AM	0	0	18	0	0	18	0	0	0	0	0	0	0	0	16	0	0	16	0	0	0	0	0	0	34	
10:30 AM	0	0	12	0	0	12	0	0	0	0	0	0	0	2	23	0	0	25	0	0	0	1	0	1	38	
10:45 AM	0	0	18	1	0	19	0	0	0	0	0	0	0	3	29	0	0	32	0	0	0	0	0	0	51	
Total	0	0	68	1	0	69	0	0	0	0	0	0	0	5	82	0	0	87	0	0	0	1	0	1	157	
11:00 AM	0	0	8	0	0	8	0	0	0	0	0	0	0	1	22	0	0	23	0	0	0	2	0	2	33	
11:15 AM	0	0	12	0	0	12	0	0	0	0	0	0	0	1	20	0	0	21	0	0	0	1	0	1	34	
11:30 AM	0	0	21	0	0	21	0	0	0	0	0	0	0	1	16	0	0	17	0	0	0	0	0	0	38	
11:45 AM	0	0	19	0	0	19	0	0	0	0	0	0	0	0	27	0	0	27	0	0	0	0	0	0	46	
Total	0	0	60	0	0	60	0	0	0	0	0	0	0	3	85	0	0	88	0	0	0	3	0	3	151	
12:00 PM	0	0	21	1	0	22	0	0	0	0	0	0	0	1	32	0	0	33	0	1	0	2	0	3	58	
12:15 PM	0	0	24	1	0	25	0	0	0	0	0	0	0	0	11	0	0	11	0	0	0	1	0	1	37	
12:30 PM	0	0	26	0	0	26	0	0	0	0	0	0	0	0	9	0	0	9	0	0	0	0	0	0	35	
12:45 PM	0	0	30	0	0	30	0	0	0	0	0	0	0	1	19	0	0	20	0	0	0	1	0	1	51	
Total	0	0	101	2	0	103	0	0	0	0	0	0	0	2	71	0	0	73	0	1	0	4	0	5	181	
01:00 PM	0	0	21	0	0	21	0	0	0	0	0	0	0	0	15	0	0	15	0	0	0	2	0	2	38	
01:15 PM	0	0	18	0	0	18	0	0	0	0	0	0	0	1	20	0	0	21	0	0	0	1	0	1	40	
01:30 PM	0	0	16	0	0	16	0	0	0	0	0	0	0	2	11	0	0	13	0	1	0	1	0	2	31	
01:45 PM	0	0	15	0	0	15	0	0	0	0	0	0	0	1	17	0	0	18	0	1	0	0	0	1	34	
Total	0	0	70	0	0	70	0	0	0	0	0	0	0	4	63	0	0	67	0	2	0	4	0	6	143	



Traffic Data Inc

PO Box 16296
St. Louis Park, MN 55416

File Name : 7 - Clark Rd & Private Dr C, 4-15-14, 6am-7pm

Site Code : 7

Start Date : 4/15/2014

Page No : 2

Clark Rd & Private Drive C
Inver Grove Heights, MN

Groups Printed- Cars + - Trucks

Start Time	Clark Rd Southbound						Westbound						Clark Rd Northbound						Private Drive C Eastbound						Int. Total
	UTrn	Left	Thru	Right	Peds	App. Total	UTrn	Left	Thru	Right	Peds	App. Total	UTrn	Left	Thru	Right	Peds	App. Total	UTrn	Left	Thru	Right	Peds	App. Total	
02:00 PM	0	0	15	0	0	15	0	0	0	0	0	0	0	2	21	0	0	23	0	1	0	0	0	1	39
02:15 PM	0	0	16	0	0	16	0	0	0	0	0	0	0	2	29	0	0	31	0	0	0	0	0	0	47
02:30 PM	0	0	18	0	0	18	0	0	0	0	0	0	0	2	12	0	0	14	0	0	0	0	0	0	32
02:45 PM	0	0	25	0	0	25	0	0	0	0	0	0	0	0	19	0	0	19	0	0	0	0	0	0	44
Total	0	0	74	0	0	74	0	0	0	0	0	0	0	6	81	0	0	87	0	1	0	0	0	1	162
03:00 PM	0	0	16	0	0	16	0	0	0	0	0	0	0	2	26	0	0	28	0	0	0	6	0	6	50
03:15 PM	0	0	13	0	0	13	0	0	0	0	0	0	0	0	30	0	0	30	0	0	0	1	0	1	44
03:30 PM	0	0	12	1	0	13	0	0	0	0	0	0	0	0	33	0	0	33	0	3	0	1	0	4	50
03:45 PM	0	0	16	1	0	17	0	0	0	0	0	0	0	0	32	0	0	32	0	1	0	0	0	1	50
Total	0	0	57	2	0	59	0	0	0	0	0	0	0	2	121	0	0	123	0	4	0	8	0	12	194
04:00 PM	0	0	14	0	0	14	0	0	0	0	0	0	0	2	51	0	0	53	0	0	0	0	0	0	67
04:15 PM	1	0	9	0	0	10	0	0	0	0	0	0	0	1	44	0	0	45	0	1	0	0	0	1	56
04:30 PM	0	0	18	1	0	19	0	0	0	0	0	0	0	0	89	0	0	89	0	0	0	1	0	1	109
04:45 PM	0	0	15	1	0	16	0	0	0	0	0	0	0	0	78	0	0	78	0	1	0	0	0	1	95
Total	1	0	56	2	0	59	0	0	0	0	0	0	0	3	262	0	0	265	0	2	0	1	0	3	327
05:00 PM	0	0	40	0	0	40	0	0	0	0	0	0	0	1	117	0	0	118	0	1	0	0	0	1	159
05:15 PM	0	0	38	0	0	38	0	0	0	0	0	0	0	0	242	0	0	242	0	0	0	3	0	3	283
05:30 PM	0	0	29	0	0	29	0	0	0	0	0	0	0	2	203	0	0	205	0	2	0	1	0	3	237
05:45 PM	0	0	10	0	0	10	0	0	0	0	0	0	0	0	55	0	0	55	0	0	0	1	0	1	66
Total	0	0	117	0	0	117	0	0	0	0	0	0	0	3	617	0	0	620	0	3	0	5	0	8	745
06:00 PM	0	0	14	0	0	14	0	0	0	0	0	0	0	0	111	0	0	111	0	0	0	0	0	0	125
06:15 PM	1	0	9	0	0	10	0	0	0	0	0	0	0	1	19	0	0	20	0	0	0	0	0	0	30
06:30 PM	0	0	16	1	0	17	0	0	0	0	0	0	0	0	16	0	0	16	0	1	0	0	0	1	34
06:45 PM	0	0	2	0	0	2	0	0	0	0	0	0	0	0	33	0	0	33	0	1	0	0	0	1	36
Total	1	0	41	1	0	43	0	0	0	0	0	0	0	1	179	0	0	180	0	2	0	0	0	2	225
Grand Total	3	0	1628	68	0	1699	0	0	0	0	0	0	0	39	1869	0	0	1908	0	20	0	37	0	57	3664
Apprch %	0.2	0	95.8	4	0		0	0	0	0	0		0	2	98	0	0		0	35.1	0	64.9	0		
Total %	0.1	0	44.4	1.9	0	46.4	0	0	0	0	0		0	1.1	51	0	0	52.1	0	0.5	0	1	0	1.6	
Cars +	2	0	1310	61	0	1373	0	0	0	0	0		0	38	1520	0	0	1558	0	17	0	34	0	51	2982
% Cars +	66.7	0	80.5	89.7	0	80.8	0	0	0	0	0		0	97.4	81.3	0	0	81.7	0	85	0	91.9	0	89.5	81.4
Trucks	1	0	318	7	0	326	0	0	0	0	0		0	1	349	0	0	350	0	3	0	3	0	6	682
% Trucks	33.3	0	19.5	10.3	0	19.2	0	0	0	0	0		0	2.6	18.7	0	0	18.3	0	15	0	8.1	0	10.5	18.6



Traffic Data Inc

PO Box 16296
St. Louis Park, MN 55416

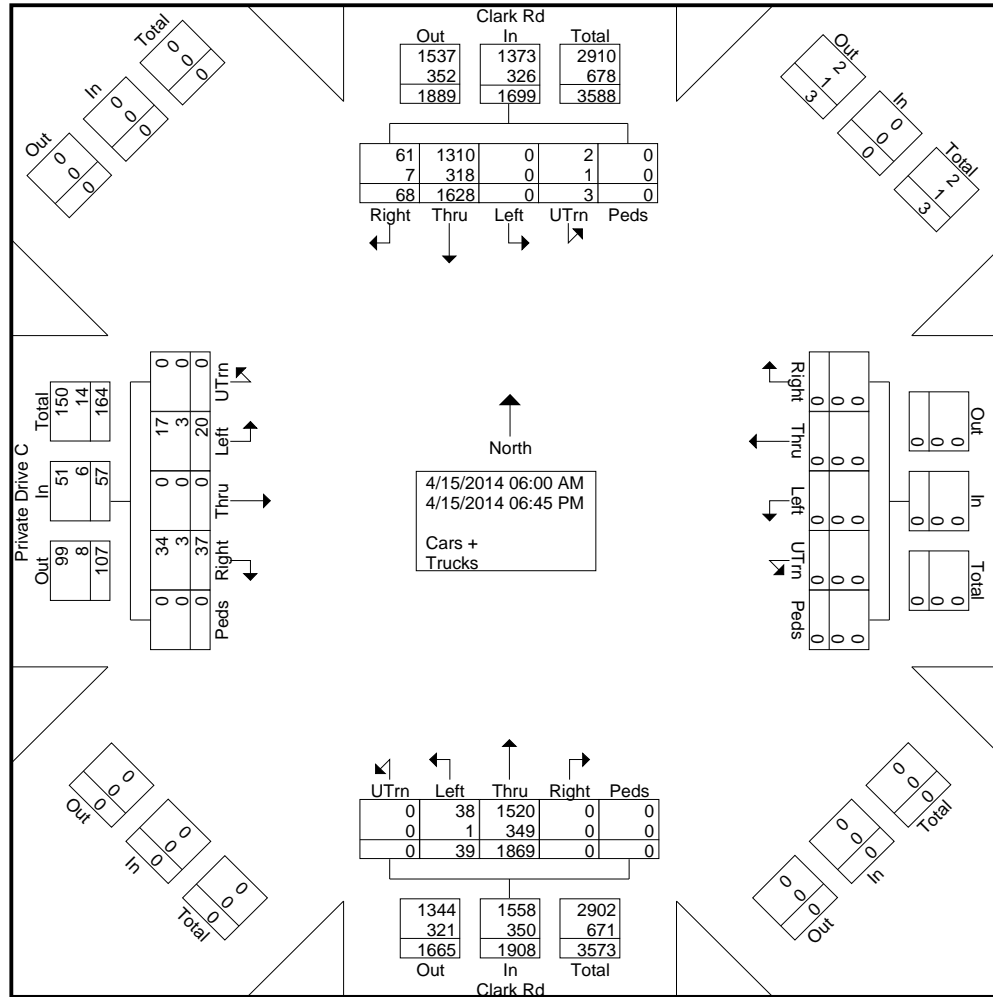
File Name : 7 - Clark Rd & Private Dr C, 4-15-14, 6am-7pm

Site Code : 7

Start Date : 4/15/2014

Page No : 3

Clark Rd & Private Drive C
Inver Grove Heights, MN





Traffic Data Inc

PO Box 16296
St. Louis Park, MN 55416

File Name : 7 - Clark Rd & Private Dr C, 4-15-14, 6am-7pm

Site Code : 7

Start Date : 4/15/2014

Page No : 4

Clark Rd & Private Drive C
Inver Grove Heights, MN

Start Time	Clark Rd Southbound						Westbound						Clark Rd Northbound						Private Drive C Eastbound						Int. Total
	UTrn	Left	Thru	Right	Peds	App. Total	UTrn	Left	Thru	Right	Peds	App. Total	UTrn	Left	Thru	Right	Peds	App. Total	UTrn	Left	Thru	Right	Peds	App. Total	
Peak Hour Analysis From 06:00 AM to 09:45 AM - Peak 1 of 1																									
Peak Hour for Entire Intersection Begins at 06:00 AM																									
06:00 AM	0	0	145	17	0	162	0	0	0	0	0	0	0	0	88	0	0	88	0	0	0	4	0	4	254
06:15 AM	0	0	191	14	0	205	0	0	0	0	0	0	0	0	21	0	0	21	0	1	0	1	0	2	228
06:30 AM	0	0	193	14	0	207	0	0	0	0	0	0	0	1	14	0	0	15	0	0	0	0	0	0	222
06:45 AM	0	0	139	8	0	147	0	0	0	0	0	0	0	1	16	0	0	17	0	0	0	2	0	2	166
Total Volume	0	0	668	53	0	721	0	0	0	0	0	0	0	2	139	0	0	141	0	1	0	7	0	8	870
% App. Total	0	0	92.6	7.4	0		0	0	0	0	0	0	0	1.4	98.6	0	0		0	12.5	0	87.5	0		
PHF	.000	.000	.865	.779	.000	.871	.000	.000	.000	.000	.000	.000	.000	.500	.395	.000	.000	.401	.000	.250	.000	.438	.000	.500	.856
Peak Hour Analysis From 10:00 AM to 01:45 PM - Peak 1 of 1																									
Peak Hour for Entire Intersection Begins at 12:00 PM																									
12:00 PM	0	0	21	1	0	22	0	0	0	0	0	0	0	1	32	0	0	33	0	1	0	2	0	3	58
12:15 PM	0	0	24	1	0	25	0	0	0	0	0	0	0	0	11	0	0	11	0	0	0	1	0	1	37
12:30 PM	0	0	26	0	0	26	0	0	0	0	0	0	0	0	9	0	0	9	0	0	0	0	0	0	35
12:45 PM	0	0	30	0	0	30	0	0	0	0	0	0	0	1	19	0	0	20	0	0	0	1	0	1	51
Total Volume	0	0	101	2	0	103	0	0	0	0	0	0	0	2	71	0	0	73	0	1	0	4	0	5	181
% App. Total	0	0	98.1	1.9	0		0	0	0	0	0	0	0	2.7	97.3	0	0		0	20	0	80	0		
PHF	.000	.000	.842	.500	.000	.858	.000	.000	.000	.000	.000	.000	.000	.500	.555	.000	.000	.553	.000	.250	.000	.500	.000	.417	.780
Peak Hour Analysis From 02:00 PM to 06:45 PM - Peak 1 of 1																									
Peak Hour for Entire Intersection Begins at 04:45 PM																									
04:45 PM	0	0	15	1	0	16	0	0	0	0	0	0	0	0	78	0	0	78	0	1	0	0	0	1	95
05:00 PM	0	0	40	0	0	40	0	0	0	0	0	0	0	1	117	0	0	118	0	1	0	0	0	1	159
05:15 PM	0	0	38	0	0	38	0	0	0	0	0	0	0	0	242	0	0	242	0	0	0	3	0	3	283
05:30 PM	0	0	29	0	0	29	0	0	0	0	0	0	0	2	203	0	0	205	0	2	0	1	0	3	237
Total Volume	0	0	122	1	0	123	0	0	0	0	0	0	0	3	640	0	0	643	0	4	0	4	0	8	774
% App. Total	0	0	99.2	0.8	0		0	0	0	0	0	0	0	0.5	99.5	0	0		0	50	0	50	0		
PHF	.000	.000	.763	.250	.000	.769	.000	.000	.000	.000	.000	.000	.000	.375	.661	.000	.000	.664	.000	.500	.000	.333	.000	.667	.684