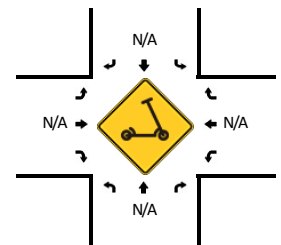
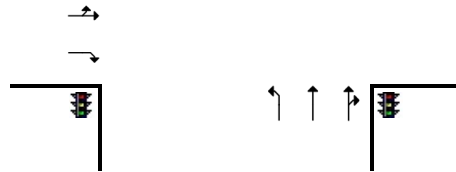
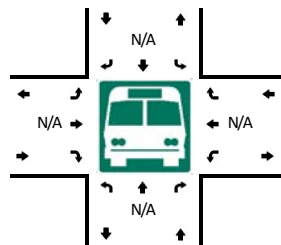
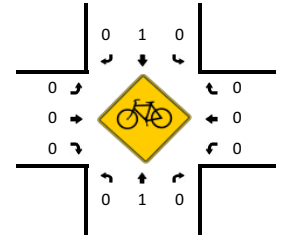
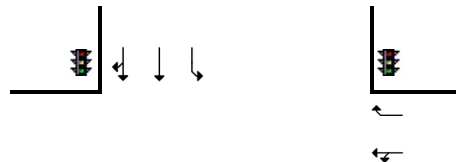
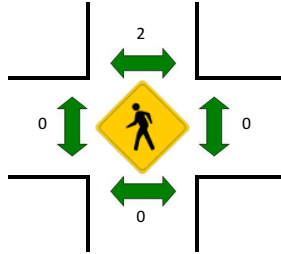
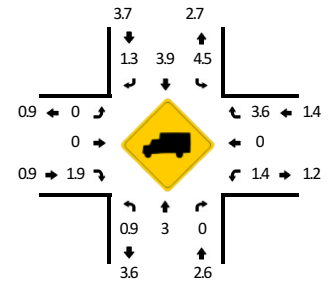
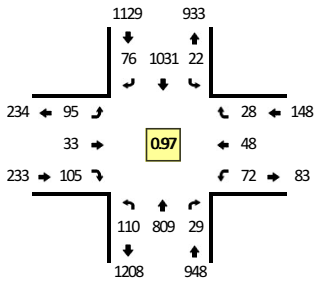


LOCATION: TH 61 -- 15th St
CITY/STATE: Hastings, MN

QC JOB #: 15608721
DATE: Tue, Feb 15 2022

Peak-Hour: 4:30 PM -- 5:30 PM
Peak 15-Min: 5:15 PM -- 5:30 PM



15-Min Count Period Beginning At	TH 61 (Northbound)				TH 61 (Southbound)				15th St (Eastbound)				15th St (Westbound)				Total	Hourly Totals
	Left	Thru	Right	U	Left	Thru	Right	U	Left	Thru	Right	U	Left	Thru	Right	U		
6:00 AM	9	144	0	0	0	67	3	0	16	1	5	0	5	1	0	0	251	
6:15 AM	8	163	0	0	1	98	3	0	21	4	10	0	4	3	2	0	317	
6:30 AM	12	210	0	0	0	107	9	0	23	2	12	0	4	2	5	0	386	
6:45 AM	25	188	4	0	0	124	7	0	20	5	11	0	7	3	1	0	395	1349
7:00 AM	30	209	5	0	0	105	7	0	37	6	13	0	8	2	5	0	427	1525
7:15 AM	27	261	0	0	0	132	10	0	36	5	14	0	8	5	9	0	507	1715
7:30 AM	33	283	4	0	3	139	7	0	30	12	30	0	12	9	8	0	570	1899
7:45 AM	18	199	12	0	5	198	16	0	32	13	34	0	10	9	4	0	550	2054
8:00 AM	15	132	3	0	5	126	13	0	31	4	12	0	18	6	6	0	371	1998
8:15 AM	18	156	5	0	3	129	10	0	33	10	9	0	11	4	6	0	394	1885
8:30 AM	12	136	13	0	3	117	8	0	12	10	9	0	14	10	4	0	348	1663
8:45 AM	20	152	4	0	4	125	11	0	22	4	15	0	13	8	9	0	387	1500
9:00 AM	19	127	4	0	3	128	6	0	19	0	10	0	4	9	9	0	338	1467
9:15 AM	19	111	4	0	2	102	11	0	21	4	12	0	8	7	3	0	304	1377
9:30 AM	14	126	4	0	3	138	17	0	19	7	15	0	8	9	2	0	362	1391
9:45 AM	19	118	3	0	5	126	8	0	17	5	16	0	8	10	5	0	340	1344
10:00 AM	14	150	5	0	2	101	8	0	17	6	18	0	13	5	7	0	346	1352
10:15 AM	7	139	5	0	4	143	13	0	17	4	13	0	11	7	6	0	369	1417
10:30 AM	14	127	3	0	2	124	13	0	22	2	14	0	0	5	4	0	330	1385
10:45 AM	10	120	3	0	2	130	10	0	20	7	12	0	7	7	8	0	336	1381
11:00 AM	16	129	0	0	4	128	12	0	23	9	21	0	11	2	6	0	361	1396
11:15 AM	13	151	4	0	1	166	13	0	15	3	12	0	4	7	5	0	394	1421
11:30 AM	15	141	6	0	2	149	10	1	16	7	19	0	12	7	8	0	393	1484
11:45 AM	18	141	5	0	5	138	18	0	23	9	16	0	15	10	3	0	401	1549
12:00 PM	19	153	3	0	9	172	19	2	22	7	20	0	12	10	11	0	459	1647
12:15 PM	20	157	2	0	3	163	10	0	19	8	21	0	10	7	8	0	428	1681
12:30 PM	17	124	3	0	3	184	11	1	23	5	21	0	7	6	7	0	412	1700
12:45 PM	16	123	3	0	8	160	14	0	19	6	23	0	11	8	9	0	400	1699
1:00 PM	23	149	3	0	5	141	18	0	21	8	14	0	14	7	1	0	404	1644
1:15 PM	10	128	5	1	2	137	18	0	29	11	21	0	10	12	8	0	392	1608
1:30 PM	19	184	2	0	8	143	11	1	19	7	18	0	10	17	12	0	451	1647
1:45 PM	19	146	8	0	6	162	13	0	16	5	16	0	17	8	10	0	426	1673
2:00 PM	23	139	6	0	1	170	15	2	18	7	20	0	10	11	7	0	429	1698
2:15 PM	22	197	3	0	4	192	14	0	18	8	21	0	10	14	5	0	508	1814
2:30 PM	16	157	4	0	4	224	15	0	24	11	28	0	19	15	5	0	522	1885
2:45 PM	15	161	6	0	7	234	13	0	23	17	28	0	23	13	5	0	545	2004
3:00 PM	39	235	1	0	8	219	15	0	35	5	21	0	28	17	7	0	630	2205
3:15 PM	29	195	7	0	7	227	16	0	31	9	24	0	11	7	9	0	572	2269
3:30 PM	19	174	10	0	5	232	17	0	15	7	32	0	27	13	7	0	558	2305

15-Min Count Period Beginning At	TH 61 (Northbound)				TH 61 (Southbound)				15th St (Eastbound)				15th St (Westbound)				Total	Hourly Totals
	Left	Thru	Right	U	Left	Thru	Right	U	Left	Thru	Right	U	Left	Thru	Right	U		
3:45 PM	14	170	3	1	9	260	17	0	23	10	23	0	17	10	6	0	563	2323
4:00 PM	24	179	4	0	8	257	18	0	32	14	30	0	22	16	8	0	612	2305
4:15 PM	22	181	7	0	7	254	18	0	18	13	34	0	16	11	4	0	585	2318
4:30 PM	30	215	11	0	1	234	15	0	26	5	28	0	13	11	6	0	595	2355
4:45 PM	23	194	5	0	9	271	22	0	23	12	20	0	19	13	6	0	617	2409
5:00 PM	30	189	7	0	4	262	15	1	22	7	28	0	23	14	12	0	614	2411
5:15 PM	27	211	6	0	7	264	24	0	24	9	29	0	17	10	4	0	632	2458
5:30 PM	22	184	6	0	4	207	11	0	15	10	16	0	9	9	2	0	495	2358
5:45 PM	14	125	2	0	6	237	18	0	19	3	18	0	17	3	4	0	466	2207
6:00 PM	24	158	5	0	5	185	13	0	26	7	26	0	13	3	8	0	473	2066
6:15 PM	21	126	2	0	1	178	12	0	19	3	11	0	10	8	1	0	392	1826
6:30 PM	27	105	4	0	5	165	11	0	22	2	14	0	4	7	0	0	366	1697
6:45 PM	13	111	1	0	4	153	11	0	22	4	21	0	4	6	4	0	354	1585
Peak 15-Min Flowrates	Northbound				Southbound				Eastbound				Westbound				Total	
	Left	Thru	Right	U	Left	Thru	Right	U	Left	Thru	Right	U	Left	Thru	Right	U		
All Vehicles	108	844	24	0	28	1056	96	0	96	36	116	0	68	40	16	0	2528	
Heavy Trucks	0	32	0	0	0	28	0	0	0	0	4	0	4	0	0	0	68	
Buses																		
Pedestrians		0				8				0				0			8	
Bicycles	0	0	0		0	4	0		0	0	0		0	0	0		4	
Scoters																		
<i>Comments:</i>																		

Report generated on 3/8/2022 8:21 AM

SOURCE: Quality Counts, LLC (<http://www.qualitycounts.net>) 1-877-580-2212