

MINNESOTA DEPARTMENT of TRANSPORTATION

Metro District Traffic Engineering

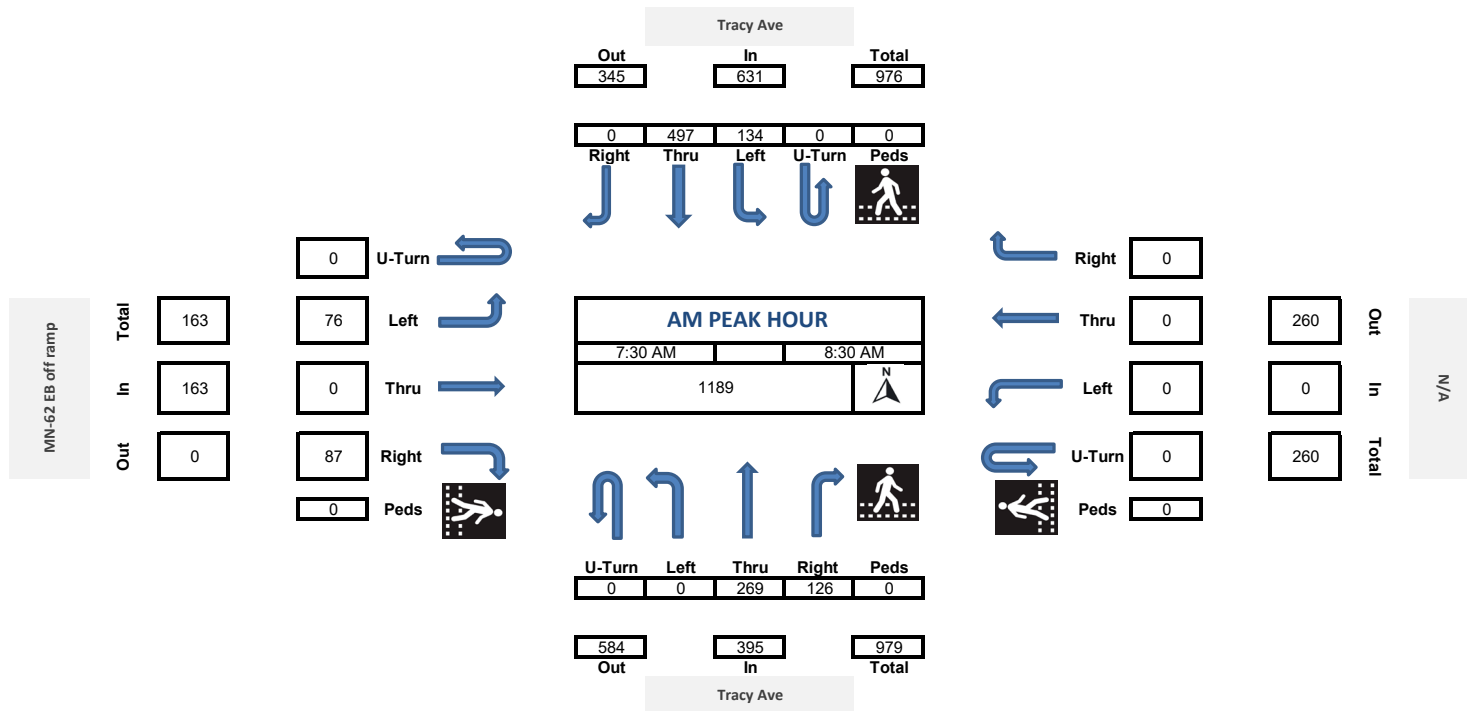
Program Support

METRO TRAFFIC DATA COLLECTION UNIT

TURN MOVEMENT COUNTS






Intersection: MN62 at Tracy Ave (S.Ramp)_2023																											
City: Edina																											
County:																											
Ref.Pt.:																											
Start Date: 11/14/2023																											
Road Name	Tracy Ave						N/A						Tracy Ave						MN-62 EB off ramp								
Direction	South Bound						West Bound						North Bound						East Bound						Int. Total	Peds Total	
Start Time	U Turns	Left Turns	Straight Through	Right Turns	EB Ped Crossings	WB Ped Crossings	U Turns	Left Turns	Straight Through	Right Turns	NB Ped Crossings	SB Ped Crossings	U Turns	Left Turns	Straight Through	Right Turns	EB Ped Crossings	WB Ped Crossings	U Turns	Left Turns	Straight Through	Right Turns	NB Ped Crossings	SB Ped Crossings	Int. Total	Peds Total	
6:00 AM	0	11	6	0	0	0	0	0	0	0	0	0	0	0	6	12	0	0	0	2	0	4	0	0	41	0	
6:15 AM	0	12	19	0	0	0	0	0	0	0	0	0	0	0	12	14	0	0	0	7	0	6	0	0	70	0	
6:30 AM	0	16	14	0	0	0	0	0	0	0	0	0	0	0	20	16	0	0	0	3	0	6	0	0	75	0	
6:45 AM	0	16	16	0	0	0	0	0	0	0	0	0	0	0	16	16	0	0	0	0	19	0	15	0	0	98	0
Hourly Total	0	55	55	0	0	0	0	0	0	0	0	0	0	0	54	58	0	0	0	31	0	31	0	0	284	0	
7:00 AM	0	15	33	0	0	0	0	0	0	0	0	0	0	0	34	20	0	0	0	23	0	6	0	0	131	0	
7:15 AM	0	26	52	0	0	0	0	0	0	0	0	0	0	0	49	32	0	0	0	26	0	11	0	0	196	0	
7:30 AM	0	33	127	0	0	0	0	0	0	0	0	0	0	0	70	32	0	0	0	14	0	20	0	0	296	0	
7:45 AM	0	37	130	0	0	0	0	0	0	0	0	0	0	0	59	41	0	0	0	19	0	23	0	0	309	0	
Hourly Total	0	111	342	0	0	0	0	0	0	0	0	0	0	0	212	125	0	0	0	82	0	60	0	0	932	0	
8:00 AM	0	31	171	0	0	0	0	0	0	0	0	0	0	0	60	34	0	0	0	22	0	22	0	0	340	0	
8:15 AM	0	33	69	0	0	0	0	0	0	0	0	0	0	0	80	19	0	0	0	21	0	22	0	0	244	0	
8:30 AM	0	24	47	0	0	0	0	0	0	1	0	0	0	0	64	38	0	0	0	23	2	16	0	0	214	0	
8:45 AM	0	30	61	0	0	0	0	0	0	0	0	0	0	0	66	33	0	0	0	29	0	14	0	0	233	0	
Hourly Total	0	118	348	0	0	0	0	0	0	1	0	0	0	0	270	124	0	0	0	95	2	74	0	0	1031	0	
9:00 AM	0	44	110	0	0	0	0	0	0	0	0	1	0	0	49	48	0	0	0	27	0	15	0	0	293	1	
9:15 AM	0	23	51	0	0	0	0	0	0	0	0	0	0	0	52	36	0	0	0	18	1	15	0	0	196	0	
9:30 AM	0	27	31	0	0	0	0	0	0	0	0	0	0	0	54	35	0	0	0	9	0	15	0	0	171	0	
9:45 AM	0	24	39	0	0	0	0	0	0	0	0	0	0	0	28	25	0	0	0	19	0	9	0	0	144	0	
Hourly Total	0	118	231	0	0	0	0	0	0	0	1	0	0	0	183	144	0	0	0	73	1	54	0	0	804	1	
10:00 AM	0	19	28	0	0	0	0	0	0	0	0	0	0	0	38	16	0	0	0	12	2	17	0	0	132	0	
10:15 AM	0	22	39	0	0	0	0	0	0	0	0	0	0	0	36	20	0	0	0	23	0	14	0	0	154	0	
10:30 AM	0	21	25	0	0	0	0	0	0	0	0	0	0	0	35	24	0	0	0	18	0	17	0	0	140	0	
10:45 AM	0	26	35	0	0	0	0	0	0	2	0	0	0	0	27	23	0	0	0	19	0	21	0	0	151	0	
Hourly Total	0	88	127	0	0	0	0	0	0	2	0	0	0	0	136	83	0	0	0	72	2	69	0	0	577	0	
11:00 AM	0	28	49	0	0	0	0	0	0	0	0	0	0	0	32	19	0	0	0	22	0	18	0	0	168	0	
11:15 AM	0	19	31	0	0	0	0	0	0	0	0	0	0	0	48	23	0	0	0	28	0	14	0	0	163	0	
11:30 AM	0	16	43	0	0	0	0	0	0	0	0	0	0	0	45	24	0	0	0	26	0	18	0	0	172	0	
11:45 AM	0	23	42	0	0	0	0	0	0	0	0	0	0	0	34	24	0	0	0	29	0	17	0	0	169	0	
Hourly Total	0	86	165	0	0	0	0	0	0	0	0	0	0	0	159	90	0	0	0	105	0	67	0	0	672	0	
12:00 PM	0	28	35	0	0	0	0	0	0	0	0	0	0	0	24	31	0	0	0	16	0	13	0	0	147	0	
12:15 PM	0	22	57	0	0	0	0	0	0	0	1	0	0	0	27	17	0	0	0	24	0	17	0	0	164	1	
12:30 PM	0	27	38	0	0	0	0	0	0	0	0	0	0	0	46	14	0	0	0	12	0	16	0	0	153	0	
12:45 PM	0	20	32	0	0	0	0	0	0	1	0	0	0	0	43	21	0	0	0	18	0	19	0	1	153	1	
Hourly Total	0	97	162	0	0	0	0	0	0	1	1	0	0	0	140	83	0	0	0	70	0	65	0	1	617	2	
1:00 PM	0	21	41	0	0	0	0	0	0	1	0	0	0	0	34	38	0	0	0	15	1	27	0	0	177	0	
1:15 PM	0	26	43	0	0	0	0	0	0	0	1	0	0	0	29	35	0	0	0	24	0	19	0	0	176	1	
1:30 PM	0	23	29	0	0	0	0	0	0	0	0	0	0	0	42	22	0	0	0	17	0	23	0	1	156	1	
1:45 PM	0	16	40	0	0	0	0	0	0	0	0	0	0	0	36	23	0	0	0	23	0	16	0	0	154	0	
Hourly Total	0	86	153	0	0	0	0	0	0	1	1	0	0	0	141	118	0	0	0	79	1	85	0	1	663	2	
2:00 PM	0	32	41	0	0	0	0	0	0	0	0	0	0	0	39	29	0	0	0	28	0	14	0	0	183	0	
2:15 PM	0	25	35	0	0	0	0	0	0	0	0	0	0	0	58	33	0	0	0	24	0	24	0	0	199	0	
2:30 PM	0	31	53	0	0	0	0	0	0	0	0	0	0	0	64	29	0	0	0	32	0	22	0	0	231	0	
2:45 PM	0	12	70	0	0	0	0	0	0	0	1	0	0	0	56	12	0	0	0	34	1	29	0	0	214	1	
Hourly Total	0	100	199	0	0	0	0	0	0	0	1	0	0	0	217	103	0	0	0	118	1	89	0	0	827	1	
3:00 PM	0	23	71	0	0	0	0	0	0	0	0	0	0	0	66	15	0	0	0	21	0	26	0	0	222	0	

3:15 PM	0	17	69	0	0	0	0	0	0	0	0	0	0	0	126	41	0	0	0	35	0	33	0	0	321	0
3:30 PM	0	27	89	0	0	0	0	0	0	0	0	0	0	0	91	34	0	0	0	36	1	53	0	0	331	0
3:45 PM	0	17	117	0	0	0	0	0	0	0	0	0	0	0	73	13	0	0	0	36	1	44	0	0	301	0
Hourly Total	0	84	346	0	0	0	0	0	0	0	0	0	0	0	356	103	0	0	0	128	2	156	0	0	1175	0
4:00 PM	0	11	111	0	0	0	0	0	0	0	0	0	0	0	104	28	1	0	0	46	2	67	0	0	369	0
4:15 PM	0	11	86	0	0	0	0	0	0	2	1	0	0	0	133	33	0	0	0	38	1	87	0	0	389	1
4:30 PM	0	5	70	0	0	0	0	0	0	0	0	0	0	0	83	16	0	0	0	59	0	105	0	0	338	0
4:45 PM	0	9	81	0	0	0	0	0	0	0	0	1	0	0	90	8	0	0	0	53	3	83	0	0	327	1
Hourly Total	0	36	348	0	0	0	0	0	0	2	2	0	0	0	410	85	1	0	0	196	6	342	0	0	1423	2
5:00 PM	0	13	64	0	0	0	0	0	0	0	0	0	0	0	87	9	0	0	0	41	0	87	0	0	301	0
5:15 PM	0	14	79	0	0	0	0	0	0	0	0	0	0	0	87	7	0	0	0	46	0	70	0	0	303	0
5:30 PM	0	9	57	0	0	0	0	0	0	0	0	0	0	0	65	9	0	0	0	42	6	70	0	0	258	0
5:45 PM	0	17	95	0	0	0	0	0	0	0	0	0	0	0	66	16	0	0	0	41	2	58	0	0	295	0
Hourly Total	0	53	295	0	0	0	0	0	0	0	0	0	0	0	305	41	0	0	0	170	8	285	0	0	1157	0
TOTAL	0	1032	2771	0	0	0	0	0	0	0	7	6	0	0	2583	1157	1	0	0	1219	23	1377	0	2	10162	16
Cars+	0	1003	2679	0		0	0	0	0		0	0	0	2492	1130			0	1193	23	1366					
Trucks	0	29	92	0		0	0	0	0		0	0	0	91	27			0	26	0	11				276	
% Trucks	0.0	2.8	3.3	0.0		0.0	0.0	0.0	0.0		0.0	0.0	0.0	3.5	2.3			0.0	2.1	0.0	0.8				2.7	








MN-62 EB off ramp






Total	544
In	544
Out	0

0	U-Turn	
196	Left	
6	Thru	
342	Right	
0	Peds	






Tracy Ave		
Out	In	Total
606	384	990

0	348	36	0	0
Right	Thru	Left	U-Turn	Peds
				

PM PEAK HOUR		
4:00 PM		5:00 PM
1423		
N		

				
U-Turn	Left	Thru	Right	Peds
0	0	410	85	1

690	495	1185
Out	In	Total
Tracy Ave		

	Right	0
	Thru	0
	Left	0
	U-Turn	0
	Peds	4

Out	127
In	0
Total	127

N/A