



Florida Department of
TRANSPORTATION



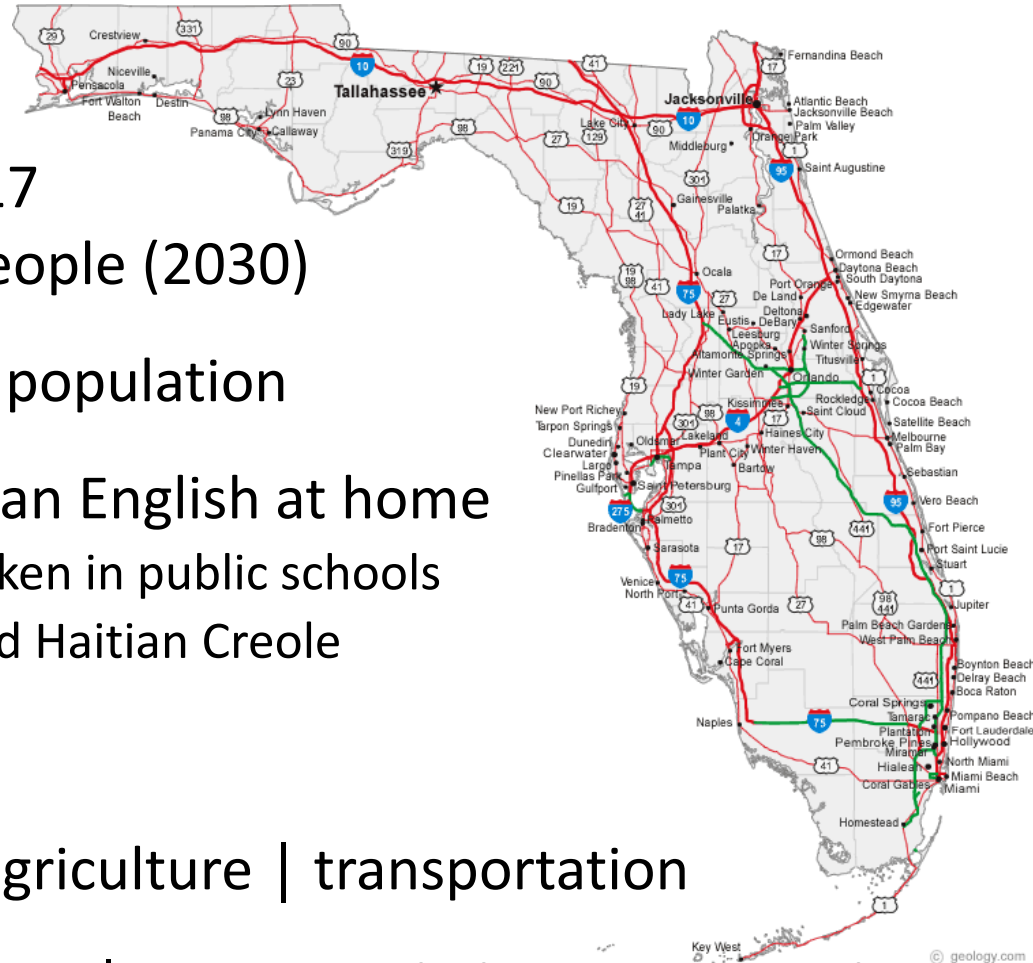
FDOT Overview

Rusty Ennemoser, PhD
Office of Policy Planning
Pete McGilvray

Office of Environmental Management

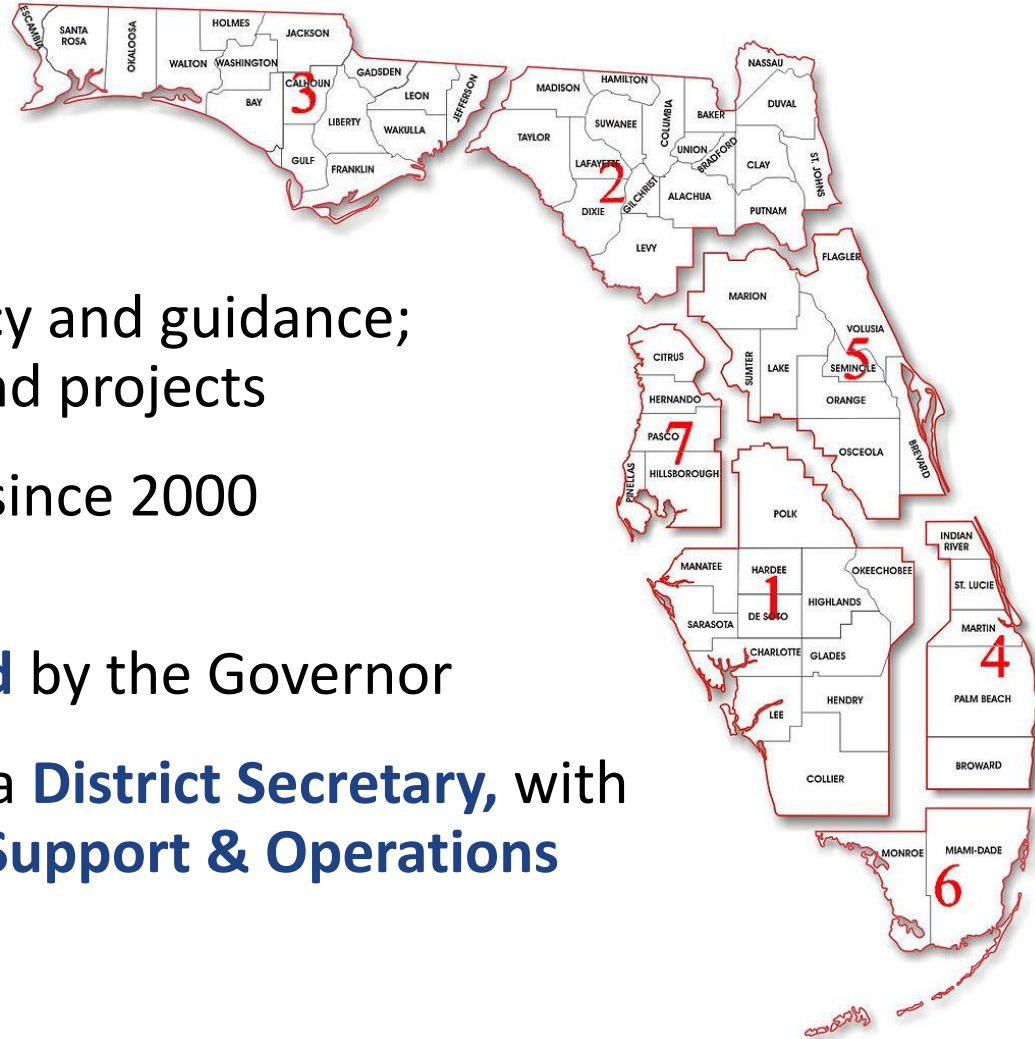
Overview of Florida

- **Population:** 3rd largest state
21.3 million - 2017
6 million more people (2030)
- **Baby boomers:** Nearly 1/4 of population
- **Diversity:** 28% speak other than English at home
 - 300+ languages spoken in public schools
 - English, Spanish, and Haitian Creole
- **Coastline:** 1,350 miles
- **Economic drivers:** Tourism | agriculture | transportation
- **Planning:** 67 counties | 27 MPOs | 10 regional planning councils











Overview of FDOT

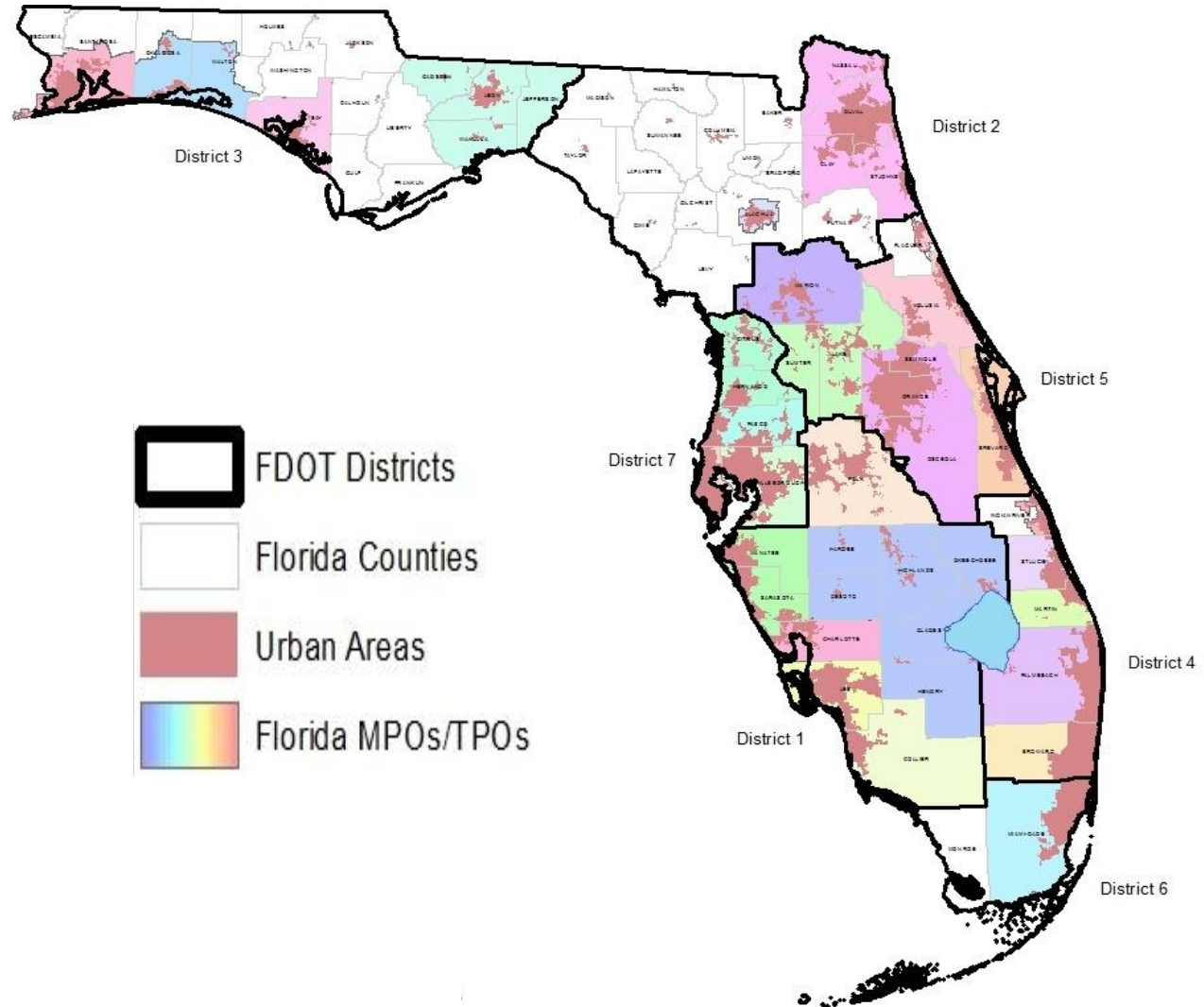
- 7 geographic **Districts** & **Florida Turnpike Enterprise**
- Highly **decentralized**
- **Central Office** provides policy and guidance; **Districts** implement plans and projects
- **Employees reduced by 1/2** since 2000 (12,500 to 6,000)
- **FDOT Secretary is appointed** by the Governor
- Each District is managed by a **District Secretary**, with **Directors of Development, Support & Operations**
- **10+ billion annual budget**



Florida Transportation Fast Facts

GENERAL	
 20.5 M people	 112 M visitors
 53,625 square miles of land	
TRANSPORTATION SYSTEM	MOBILITY PERFORMANCE MEASURES
HIGHWAY AND BRIDGE	
 122,736 centerline miles of public roads	322.1 M daily vehicle miles traveled on the SHS
12,106 centerline miles of State Highway System (SHS)	77% reliable peak hour/peak period travel on freeways
4,688 centerline miles of Strategic Intermodal System (SIS)	5% of the SHS centerline miles are heavily congested during peak hour
12,267 bridges, 6,858 maintained by FDOT	637 M truck tons transported in Florida
18.2 M registered motor vehicles	5.6 B annual combination truck miles traveled on the SHS
TRANSIT	
 31 urban transit systems	250.6 M annual transit passenger trips
18 rural transit systems	56% of Florida's population lives within a half-mile of fixed route transit
BICYCLE AND PEDESTRIAN	
 7,438 miles of bicycle facilities on non-freeway SHS	75% of non-freeway SHS have bike lanes, paved shoulders, or shared-use paths
3,417 miles of pedestrian facilities on urban non-freeway SHS	67% of non-freeway SHS in urban areas have sidewalks or shared-use paths
	42% of Florida's population lives within one mile of FDOT-monitored bike lanes and shared-use paths
PORTS (SEA/AIR/SPACE)	
 20 commercial airports	78.1 M annual aircraft passenger boardings
15 seaports	83% of aircraft trips depart on time, annually
2 spaceports	15.5 M annual cruise passengers
RAIL	
 2,743 miles of mainline railroad track	63 M annual rail passengers

Florida's MPOs and Urban Areas



Public Involvement at FDOT

- Specific procedures & guidance; room for flexibility
- Strong emphasis on stakeholder identification
- Central Office is responsible for **guidance, training, legal & technical assistance:**
 - 3-4 District **public involvement trainings**/year
 - **Public Involvement Handbook** provides guidance for public involvement in all phases
 - **PD&E Manual Public Involvement Chapter** - procedures for public involvement during NEPA
 - **Webpage** w/links to state & federal sites
 - One staff position with consultant support

Public Involvement at FDOT

- Districts are responsible for coordinating w/ MPOs, planning studies, NEPA, project development & consultant management
 - **Public involvement is generally provided by consultants** through project contracts
 - Each district has **MPO liaisons** for each MPO
 - 3 districts have **public involvement staff** who work with project managers and consultants
 - **Public Involvement Plans** are required for all NEPA studies, approved by Consultant Project Manager
 - **Community Awareness Plans** are required for all design projects, approved by Design Project Manager or Engineer

Challenges

- Decentralization
- **District internal processes** can differ
 - Necessitates **need for constant training & reinforcement** of FDOT procedures & State laws
- **Educating the public** about the transportation process so they understand when & how to effectively provide input
- **Educating senior management** about public involvement process so they follow same principles as project managers
- Frequent **staff turnover**