





on Les T



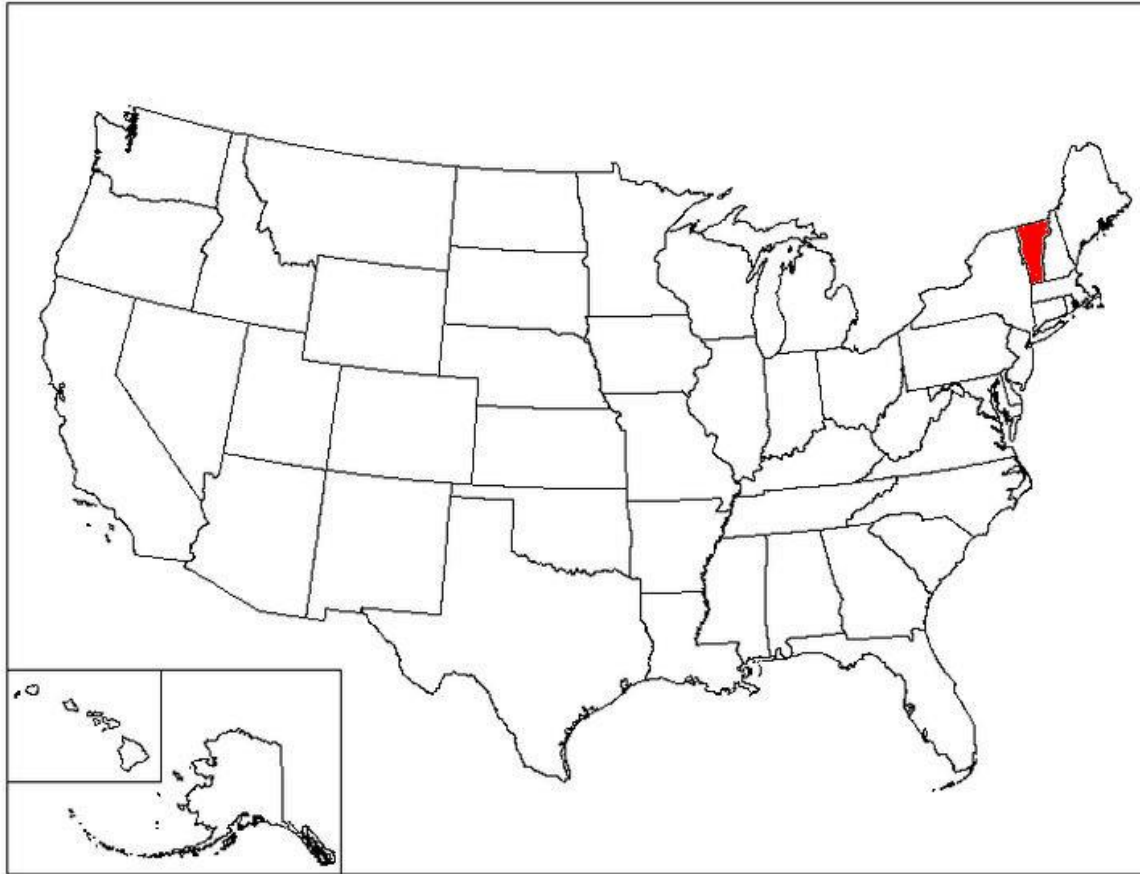
VTTrans Overview

Jonathan Griffin, P.E.
Civil Engineer - Asset Management

Vermont



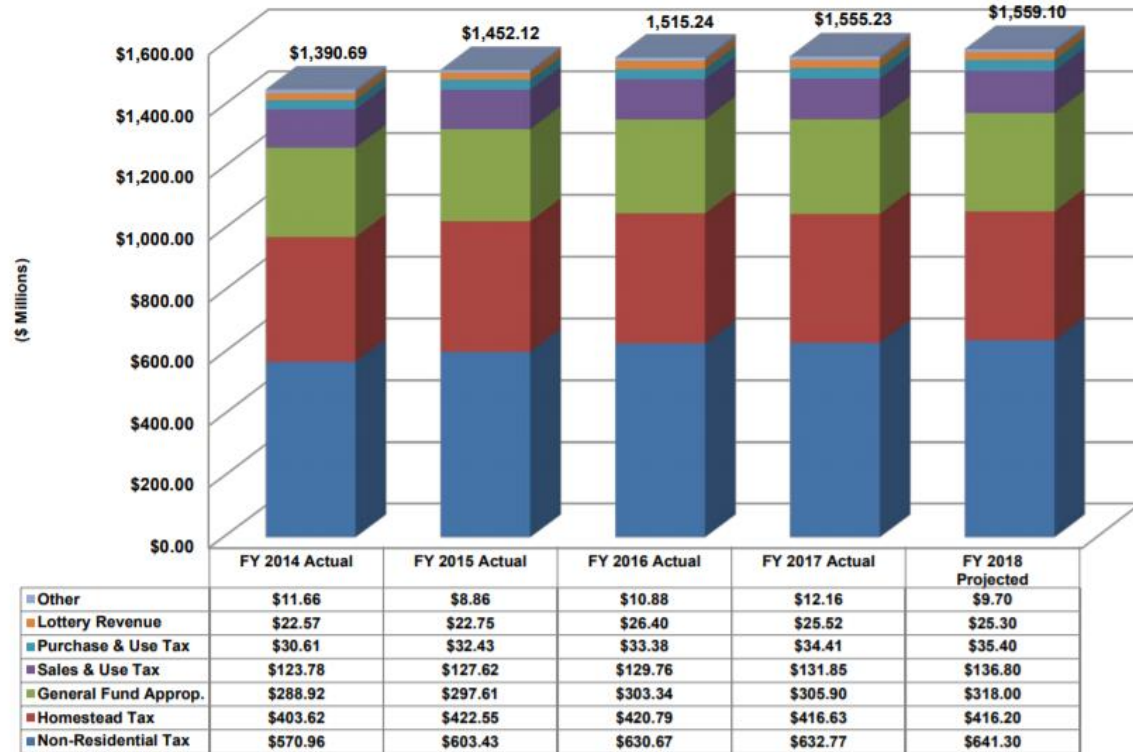
Vermont Statistics



- **623,657 Residents**
 - Up 176 People in the last decade
 - Up 23,241 People in the two decades
- **274,251 Cows (Fewer Cows than People)**
- **5.4% of Residence Racial Minorities**
- **2nd Highest Average Age in U.S. at 43.1 years old**
- **91.9% over the age of 25 are high school graduates**
- **36.2% over the age of 25 hold a bachelors degree**

Vermont Statistics

Education Fund Revenue by Component
 FY 2014 - FY 2018
 Emergency Board July 21, 2017



- Economically there is significant disparity between regions and towns
- 2nd homes make up 14.6% of all housing
 - Non-Residential Property tax generated 40% of the Education Fund in 2017
- 18 Ski Areas
- 800 Lakes and Ponds
- 23,000 Miles of Rivers and Streams

VTrans Statistics



16 PUBLIC-USE AIRPORTS
10 STATE-OWNED AIRPORTS (INCLUDED IN TOTAL)
90+ RUNWAY LANE MILES



305 MILES OF STATE-OWNED OPERATING RAIL
295 MILES OF PRIVATELY-OWNED RAILROADS
392 PUBLIC TRANSIT VEHICLES



30 STATE-OWNED/MAINTAINED PARK-AND-RIDE FACILITIES
1,525 PARKING SPACES AT STATE-OWNED/MAINTAINED PARK-AND-RIDE FACILITIES
61 MUNICIPAL PARK-AND-RIDE FACILITIES FUNDED WITH STATE GRANTS



14,171 MILES OF LOCAL AND STATE ROADWAY (TOTAL)
772 MILES NATIONAL HIGHWAY SYSTEM (NHS)
2,709 MILES STATE HIGHWAY SYSTEM (SHS)



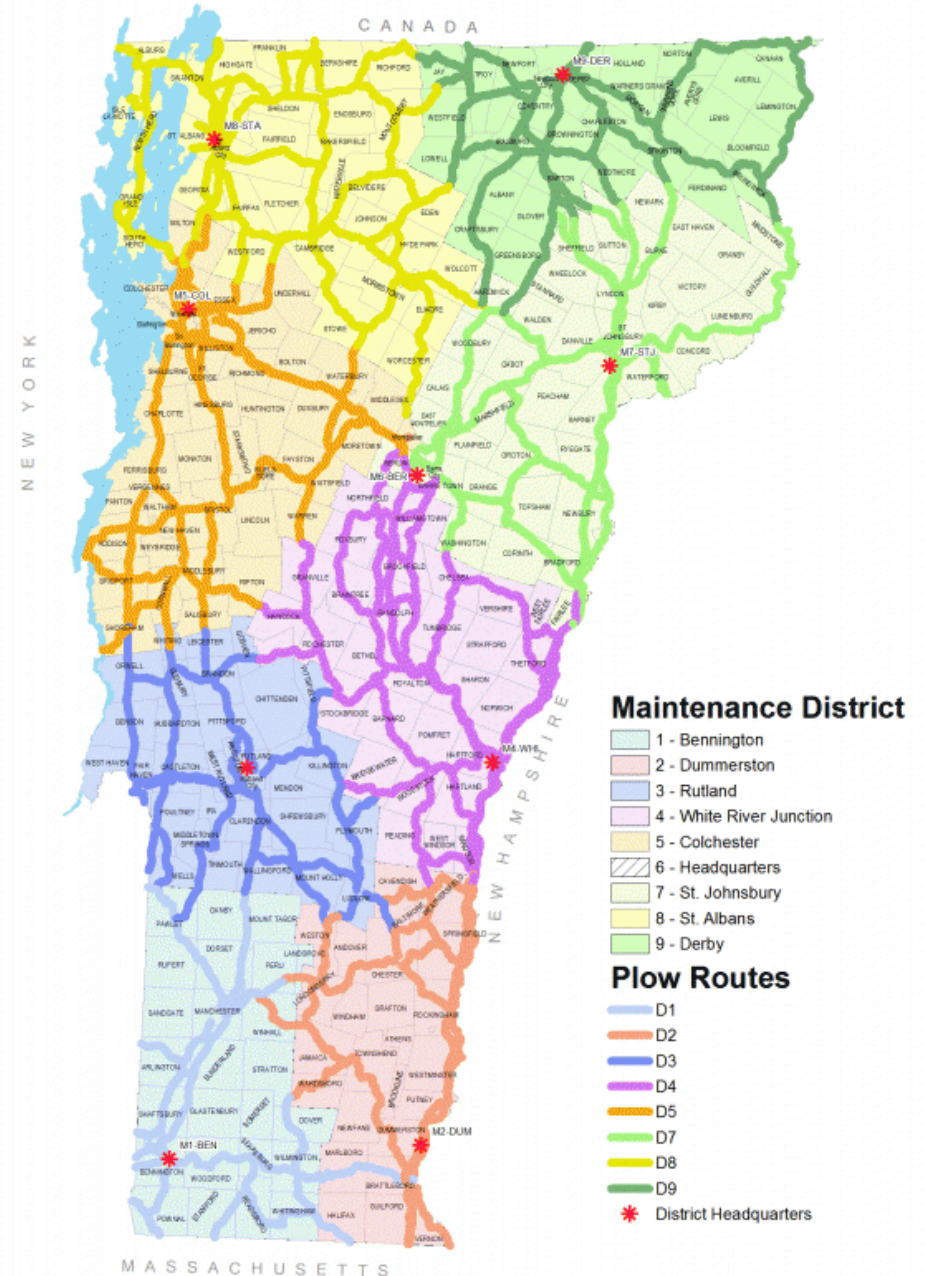
2,723 INVENTORIED LOCAL AND STATE LONG BRIDGES (OVER 20 FT. LONG)
1,089 INVENTORIED LONG BRIDGES ON SHS (STATE-OWNED/MAINTAINED)
68 SHS BRIDGES CLASSIFIED STRUCTURALLY DEFICIENT IN 2013 (6.45%)



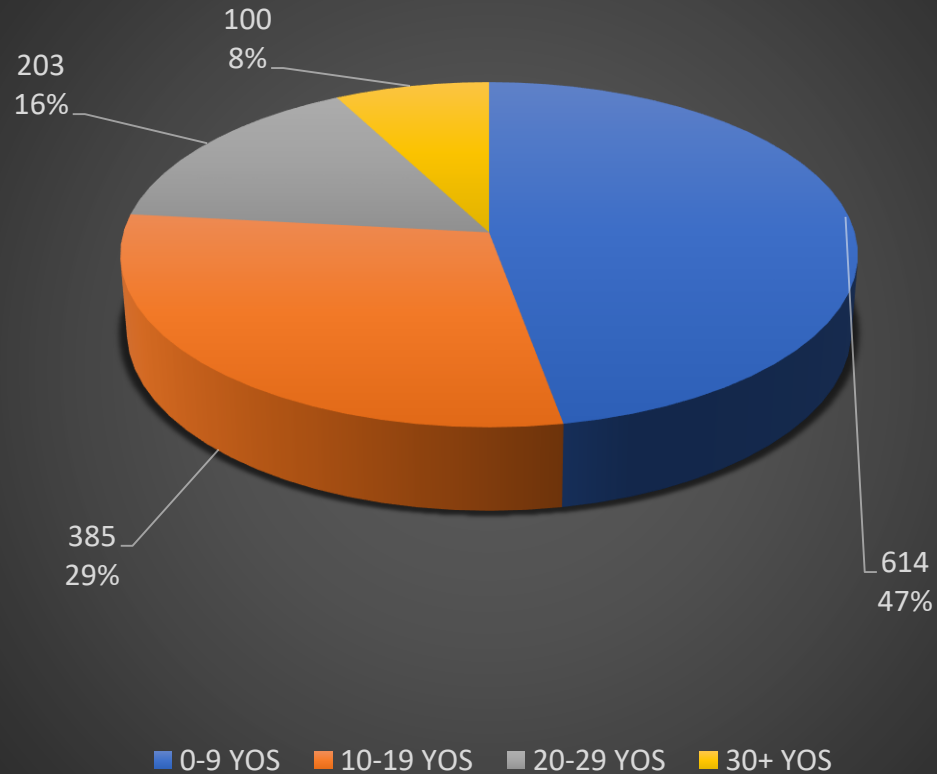
154 TRAFFIC SIGNALS
1,050 ROADWAY LIGHTS
2,435 OFFICIAL BUSINESS DIRECTORY SIGNS (OBDS)



275 DUMP TRUCKS WITH PLOWS AND WINGS & 41 PICK UPS WITH PLOWS
374 LICENSED CDL DRIVERS & 63 GARAGES OPERATED IN 2014
310,178 HOURS OF PLOWING IN 2014-15



Vtrans Demographics



- 14.1 percent currently eligible to retire
- 32 percent eligible to retire by FY2020
- 47 percent eligible to retire by 2025
- 0-9 years of service: 614 Employees (47%)
- 10-19 years of service: 385 Employees (30%)
- 20-29 years of service: 203 Employees (16%)
- 30+ years of service: 100 Employees (8%)

Source = State of VT Workforce Report – FY2015

Public Engagement

- Helps identify key issues early so they can be mitigated
- Helps develop projects that fit the community's needs
- Helps us to better serve our customers
- It's a work in progress
 - Engaging the Public Guidebook created in 2017
 - Project Definition Process Guidebook created in 2017

When public engagement doesn't go well....

